

POLITICS, INFORMATION AND THE MACROECONOMY

Hosted by the Centre de Recerca en Economia Internacional (CREI)

Barcelona 13th & 14th May 2011

Organizers:

Alessandra Bonfiglioli (IAE-CSIC and CEPR)

Gino Gancia (CREI and CEPR)

Giacomo Ponzetto (CREI)

ARRIVAL GUIDE

Arriving in Barcelona & getting to the hotel

Local transport

Accommodation

How to get from the hotel to the conference venue

Contact data

IMPORTANT NOTICE

Although Barcelona is no more crime-ridden than other tourist destinations, there are many thefts & pickpockets aimed at visitors (luggage, handbags, wallets, etc.). Please take the usual precautions, such as keeping an eye on your personal belongings, especially when using the metro or in the city centre.



Access to links is provided in a separate sheet. Please excuse the inconvenience.

ARRIVING IN BARCELONA & GETTING TO THE HOTEL

ARRIVING BY PLANE

BARCELONA AIRPORT (EL PRAT) · 16 km c. south-west of the city ·

GENERAL INFORMATION

- Most regular & low-cost airline companies fly to/from Barcelona's international airport.
- Tourist information offices and exchange bureaux can be found in terminals A and B.
- Find out the companies operating from *El Prat* at the airport's website.

OPTIONS TO GET TO THE HOTEL

BY TAXI (see general information on taxis in the *Local Transport* section)

- Taxi ranks are placed right outside each terminal building.
- The journey may take around 30 minutes, depending on the traffic.

BY TRAIN (airport train)

- Commuter train C10 is the only one at the airport. The station is between terminals A and B.
- It runs twice every hour (6am-23.11pm) and takes about 25 minutes to get into the city centre.
- Tickets cost c. 1.40 € and can be bought at the ticket office & ticket machines at the station.
- The company running this service is **Renfe**. Check their website for service schedules.
- Get off at the last stop, **Estació de França**.
- To catch the metro, turn left when you come out of the station and walk around the block, turning left to **Barceloneta** (L4) metro stop. It is only at 5 minutes walking distance from the train station. Get off at L4 **Bogatell** (see map in the *Accommodation* section below).

BY BUS (Aerobus)

- **Aerobus** departs daily from all airport terminals from 5:30am to 00:15pm / 1apm.
- The shuttle airport-city centre takes c. 25" and runs every 6-15 minutes.
- Fares: one-way 4.05 €, return 7 €. / No advanced booking is required.
- Ticket purchase: on the bus and at ticket machines by the bus stops at the airport.
- The most convenient stops to get off are:

Plaça Espanya. In the very same square there's **Plaça Espanya** metro station (L1).

Plaça Universitat. The metro entrance **Universitat** (L1) is right there once you get off the bus.

In both cases, get off at L1 **Marina** station (see map in the *Accommodation* section below).

In case you arrive here via **GIRONA-COSTA BRAVA** or **REUS AIRPORT**, we can provide you with detailed information on how to get to Barcelona.

ARRIVING BY TRAIN · BY CAR · BY COACH

Train

- Barcelona's main train stations are **Estació de Sants** and **Estació de França**.
- Regardless of where you're travelling from, most trains stop several times before getting to *Sants* or *França* stations. Both terminal & minor stations are connected to the metro network.
- Let us know the details of your journey and we'll tell you the best option to get to the hotel.

Car

- Barcelona is accessible by local, regional and national road networks, all of them connecting the city to other parts of Spain and to France.
- There are two ring roads surrounding the city:
 - one that runs along the coast (*Ronda Litoral*), crossing the city on an east-west axis
 - one bypassing Barcelona across its northern side (*Ronda de Dalt*)

A little information on the road access to Barcelona can be found at the website provided in the annex document.

- If you're planning on coming here by car, or if you're thinking on hiring a car at the airport, let us know so that we can help you arranging your route.

Coach

- The main coach stations for long-distance route services are **Estació de Sants** and **Estació del Nord**. A major long-distance regular coach operator is **Eurolines**. Their routes to Barcelona depart from most European main cities.

LOCAL TRANSPORT

This section provides an overview of the local transport that can be useful for this conference.

GENERAL INFORMATION

- All tickets must be validated when accessing any means of transport.
- Barcelona has a centrally integrated railway & bus network, which means that tickets can be used to travel by several means within 1 hour 15 minutes from their validation.
- Convenient travel cards within Barcelona

Single ticket 1 underground or TMB bus journey only | 1.30 €
Purchase: ticket machines in metro stations & on the bus

<i>T-10</i>	10 combined journeys in any means of transport 7.20 € Purchase: ticket machines in metro stations
<i>T-Day</i>	Unlimited number of journeys in any means of transport during 1 day 5.50 € Purchase: ticket machines in metro stations

METRO & TAXIS

METRO (M)

Timetables

5:00 to 24:00	Monday-Thursday + Sunday + holidays
5:00 to 02:00	Friday
Non-stop service	Saturday

<i>Metro lines</i>		
L1 Hospital de Bellvitge - Fondo	L3 Zona Universitària - Trinitat Nova	L5 Cornellà Centre - Horta
L2 Paral·lel - Pep Ventura	L4 Trinitat Nova - La Pau	L11 Trinitat Nova - Can Cuiàs

TAXIS

- Taxis in Barcelona are black and yellow. When available, they have a green light on.
- Bear in mind that, apart from the journey, taxis charge a plus for suitcases; airport service etc.
- Extra charges are shown in a sign on the passenger's window.
- Tips are discretionary. Beware that not all taxis accept debit or credit cards.

A. Taking a taxi on your arrival from the airport, train and coach stations

Ask the driver to take you to Hotel Marina in *Avinguda Bogatell* 64 (in the *Vila Olímpica* area). Altogether, it should cost around 35 €.

B. In town

Taxis can be taken at taxi ranks or at any point in the street.

ACCOMMODATION

Hotel

Double rooms for single use have been booked at **H10 Marina Barcelona Hotel**, only a few minutes' walk to the conference venue. The address is:

Avinguda del Bogatell, 64-68 | 08005 Barcelona

Tel. +34 93 309 79 17 | Fax + 34 93 300 33 10 | E-mail: h10.marina.barcelona@h10.es

Main facilities

- Free Wi-Fi and ADSL Internet connection | Minibars in all rooms | International TV channels
- Car park (price: 20 € per day or 2.50 € per hour)

If you need to know something in particular, please contact the hotel or CREI.

Checking in

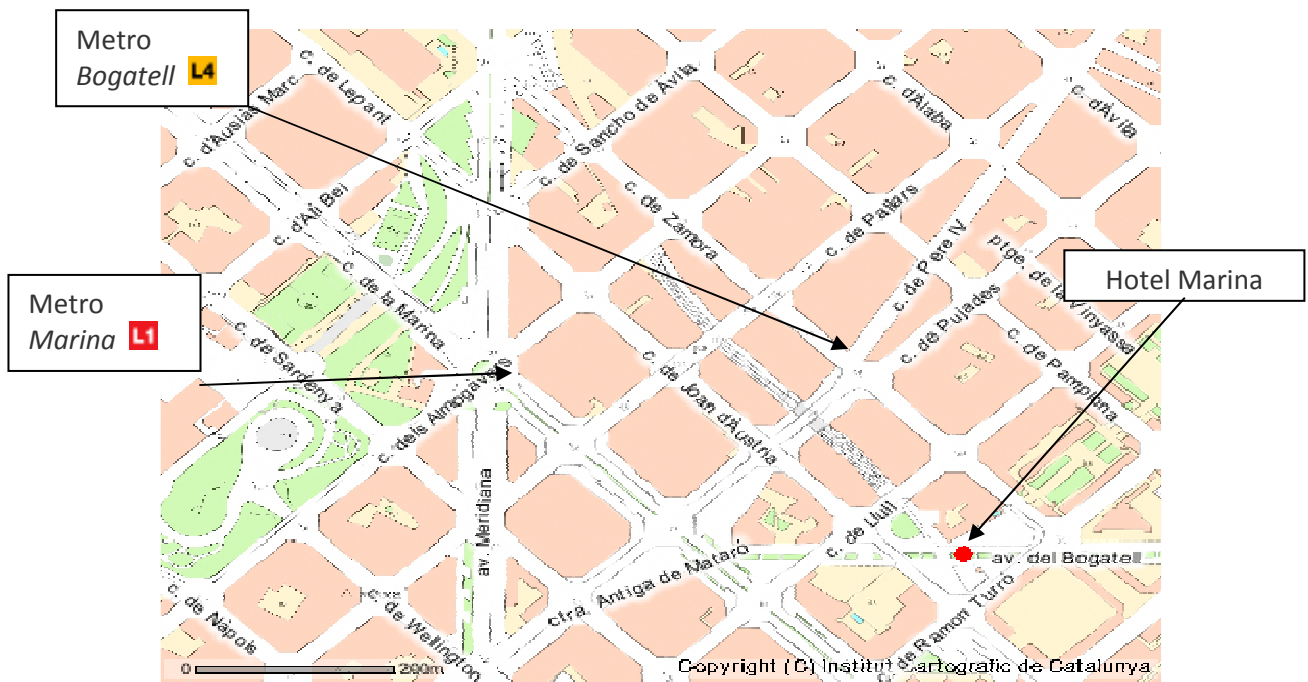
When checking in you need to mention that you belong to the CREI group.

Please double-check the data about your booking with the reception staff.



Please read the CEPR Travel Guidelines document. A *Reimbursements & expenses* guide will be provided at the conference.

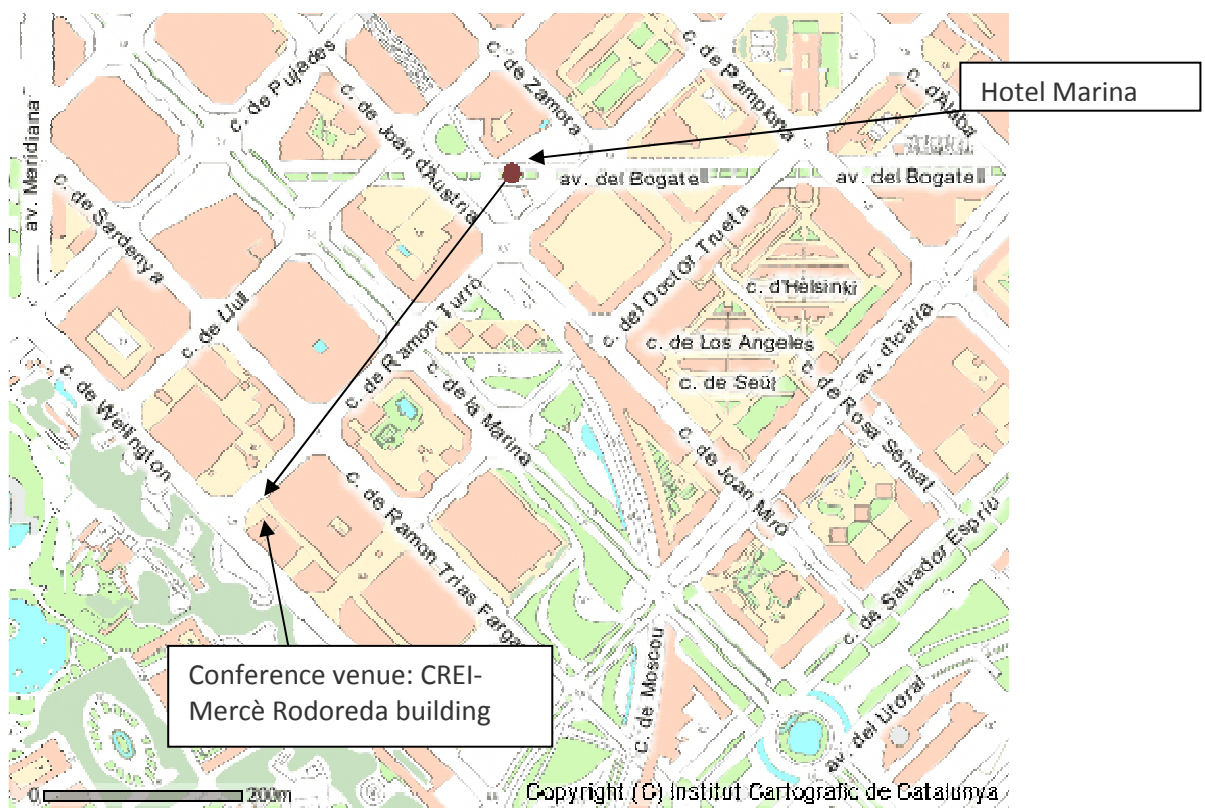
Getting to the hotel from the metro stops *Bogatell* or *Marina*



HOW TO GET FROM THE HOTEL TO THE CONFERENCE VENUE

As you walk in from the street.

Room 23.S05 (underground floor) can be accessed through a ramp on your left or taking the lift opposite you when walking in.




THE CONFERENCE VENUE

The conference will be held in **Mercè Rodoreda building**, room 23. S05.




↑ Mercè Rodoreda's glass building (on the left) seen from **Wellington street**



← View of the entrance as you walk in from the street.

Room 23.S05 (underground floor) can be accessed through a ramp on your left or taking the lift opposite you when walking in.

Our premises are on **the 3rd and 4th** floors of the Mercè Rodoreda building



CONTACT INFORMATION

Research Centre for International Economics (CREI)

Professor Gino Gancia

CREI-Universitat Pompeu Fabra

c/ Ramon Trias Fargas 25-27, 08005 Barcelona / Office 23.307, Mercè Rodoreda Building

Tel. +34 93 542 27 32 / Fax +34 93 542 18 60

E-mail: ggancia@crei.cat

Montse Martí

Administration Assistant

Research Centre for International Economics (CREI) / Universitat Pompeu Fabra

c/ Ramon Trias Fargas 25-27, 08005 Barcelona / Office 23.301, Wellington Building

Tel: +34 93 542 15 18 / Fax: +34 93 542 18 60

E-mail: mmarti@crei.cat

How to get to our offices

CREI offices are located in the Wellington building, which is behind Jaume I (see picture below).

