

Lemons, Market Shutdowns and Learning

Pablo Kurlat *

Stanford University

October 2010

Abstract

I study a dynamic economy featuring adverse selection in financial markets. Investment is undertaken by borrowing-constrained entrepreneurs. They sell their past projects to finance new ones, but asymmetric information about project quality creates a lemons problem. The magnitude of this friction responds to aggregate shocks, amplifying the responses of asset prices and investment. Indeed, negative shocks can lead to a complete shutdown in financial markets. I then introduce learning from past transactions. This makes the degree of informational asymmetry endogenous and makes the liquidity of assets depend on the experience of market participants. Market downturns lead to less learning, worsening the future adverse selection problem. As a result, transitory shocks can create highly persistent responses in investment and output. (JEL E22, E44, D83, G14)

*I am deeply indebted to George-Marios Angeletos, Ricardo Caballero, Bengt Holmström and especially Iván Werning for their invaluable guidance. I also thank Daron Acemoglu, Sergi Basco, Francisco Buera, Martín Gonzalez-Eiras, Guido Lorenzoni, Julio Rotemberg, Jean Tirole, Robert Townsend and participants at the MIT Macroeconomics Lunch, Theory Lunch and International Breakfast, as well a various seminar participants. Correspondence: Department of Economics, Stanford University. 579 Serra Mall, Stanford, CA, 94305. Email: pkurlat@stanford.edu

1 Introduction

Financial markets are fragile, volatile and occasionally shut down entirely. The recent financial crisis has intensified economists' interest in understanding the causes of financial instability and its effects on real economic variables such as investment, output and productivity. In this paper I develop a model of financial imperfections to explain how instability in general and market shutdowns in particular can result from macroeconomic shocks and in turn amplify and propagate them.

I focus on one specific type of financial market imperfection: asymmetric information about the quality of assets. This particular imperfection is worth studying for several reasons. First, the ability of creditors to seize a debtor's assets, either as a possible equilibrium outcome or as an off-equilibrium threat, is crucial for enabling financial transactions to take place, both in theory (Hart and Moore 1994, Kiyotaki and Moore 1997) and in everyday practice. If there is asymmetric information about asset qualities, which is a natural assumption, this has the potential to interfere with a large subset of financial transactions. Second, asymmetric information is a central concern in corporate finance. Following Myers and Majluf (1984), asymmetry of information between firm managers and their outside investors is seen as a key determinant of firms' capital structure. Third, sometimes financial markets simply cease to function, as documented for instance by Gorton and Metrick (2009) for the repo market in 2007-2009. Since Akerlof (1970), it is well known that the complete breakdown of trade is a theoretical possibility in economies with asymmetric information. This means that asymmetric information at least has the potential to explain extreme crises and may shed light on less extreme phenomena as well.

I embed imperfect financial markets in a simple dynamic macroeconomic model. In the model, entrepreneurs hold the economy's stock of capital. Every period, they receive random idiosyncratic investment opportunities. The only way to obtain financing is by borrowing against existing assets or, equivalently, selling them. Assets are bought by entrepreneurs who in the current period have poor investment opportunities but nevertheless wish to save part of their dividends. Unfortunately, some fraction of existing assets are useless *lemons* and buyers can't tell them apart from high quality assets (*nonlemons*), creating a classic lemons problem.

I show that the lemons problem introduces a wedge between the return on saving and the cost of funding, persuading some entrepreneurs to stay out of the market. This is formally equivalent to introducing a tax on financial transactions, with revenues rebated lump-sum to entrepreneurs. This defines a notion of *liquidity* where the degree of illiquidity of assets is the size of the implicit tax. The tax lowers asset prices, the rate of return obtained by uninformed investors and the rate of capital accumulation. Furthermore, the implicit tax depends on the proportions of lemons and nonlemons sold, which respond to aggregate shocks. Standard

productivity shocks increase current dividends, which increases the supply of savings and raises asset prices. This persuades more entrepreneurs to sell their nonlemons, improving the overall mix of projects that get sold and lowering the implicit tax on financial transactions. Shocks to the productivity of investment have similar effects because they increase entrepreneurs' desire to invest and thus their willingness to sell nonlemons. The endogenous response of the size of the tax implies that asymmetric information can be a source of amplification of the effects of shocks on both capital accumulation and asset prices. Large negative shocks may lead financial markets to shut down entirely.

The model predicts that capital becomes more liquid in economic expansions. This prediction is consistent with empirical research by [Eisfeldt and Rampini \(2006\)](#), who find that the costs of reallocating capital across firms are countercyclical. It is also consistent with the evidence in [Choe et al. \(1993\)](#), who find that the negative price reaction to an offering of seasoned equity is smaller and the number of firms issuing equity is larger in the expansionary phase of the business cycle, suggestive of countercyclical adverse selection costs.

In reality, asymmetric information does not mean that relatively uninformed parties do not know anything. Instead, it can be a matter of degree. In order to investigate how the degree of asymmetry could vary endogenously, I extend the baseline model by introducing public information about the quality of individual assets. Each asset issues a signal which is correlated with its true quality. The correlation is imperfectly known and changes over time. The precision of entrepreneurs' estimates of the correlation determines how informative they find the signals. They learn about the current value of the correlation by observing samples of past transactions. More transactions lead to larger sample sizes, more precise estimates, more informativeness of future signals and lower future informational asymmetry. Conversely, market shutdowns lead to smaller sample sizes, less certainty about the correlation between signals and quality and more severe informational asymmetry in the future. This can be a powerful propagation channel by which temporary negative shocks can lead to financial crises followed by long recessions, in a manner consistent with the evidence in [Cecchetti et al. \(2009\)](#), [Claessens et al. \(2009\)](#) and [Cerra and Saxena \(2008\)](#).

The learning mechanism in the model formalizes the notion that assets will be more liquid if they are more familiar and familiarity depends on experience. Accumulated financial experience is a form of intangible social capital which increases liquidity and reduces frictions in the investment process. Learning-by-doing in financial markets plays the important role of building up that capital.

Because investment opportunities are heterogeneous, the distribution of physical investment across entrepreneurs matters for capital accumulation. Asymmetric information lowers the level of investment of entrepreneurs with relatively good opportunities, who may decide not to sell their existing nonlemons due to depressed prices or receive lower prices if they do sell them.

At the same time, it increases the level of investment of entrepreneurs with relatively poor investment opportunities, who might decide to undertake them anyway rather than buy assets from others for fear of receiving lemons. These effects lower the average rate of transformation of consumption goods into capital goods and thus can be seen as a determinants of endogenous investment-sector-specific productivity. Shocks to this type of productivity have been found to be an important driver of output fluctuations in estimated quantitative models by [Greenwood et al. \(2000\)](#), [Fisher \(2006\)](#) and [Justiniano et al. \(2008a\)](#). Furthermore, [Justiniano et al. \(2008b\)](#) find that movements in investment-sector productivity are correlated with measures of the smooth functioning of financial markets, as would be predicted by the model.

Measurement of investment sector productivity depends on accurate measures of capital formation. If these fail to take into account changes in the the efficiency of investment due to changes in the degree of informational asymmetry, information effects in one period would show up as measured Solow residuals in future periods. Thus the movement of implicit tax wedges in the model can be a source of changes in (measured) TFP or, in the terminology of [Chari et al. \(2007\)](#), movements in efficiency wedges.

In common with [Kiyotaki and Moore \(1997\)](#), [Bernanke and Gertler \(1989\)](#), [Bernanke, Gertler and Gilchrist \(1999\)](#) and [Carlstrom and Fuerst \(1997\)](#) among others, financial frictions in my model are sensitive to wealth effects. However, what governs their severity in my model is not the wealth of financially-constrained investors, since the margin that determines whether to sell or keep nonlemons is independent of wealth. Instead, the wealth of those who finance them matters because it governs the demand for assets.

The structure of the model is close to that developed by [Kiyotaki and Moore \(2005, 2008\)](#), which also features random arrival of investment opportunities, borrowing constraints and partially illiquid assets. Those papers use a reduced-form model of the limitations on selling capital and investigate whether this may explain why easier-to-sell assets command a premium. In contrast, I develop an explicit model of what the sources of these limitations are, which allows me to investigate how they respond to aggregate shocks. My model also shares some of the simplifying assumptions of the Kiyotaki-Moore framework, in particular that entrepreneurs have no labour income and log preferences. One additional simplification that I make is that physical capital is the only asset. Thanks to this assumption, entrepreneurs' policy functions can be found in closed form despite having an infinite dimensional state vector (due to the continuum of possible signals) and a nonlinear budget set. This makes it possible to derive most of the qualitative results analytically and to simulate the model at little computational cost.

Following ([Stiglitz and Weiss 1981](#)), adverse selection played an important early role in the theory of credit markets, although the emphasis was on the riskiness of projects rather than the quality of assets. Financial market imperfections that arise specifically due to a lemons problem

in asset quality have recently been studied by [Bolton et al. \(2009\)](#) and [Malherbe \(2009\)](#). These papers model games where dynamic strategic complementarities can give rise to different types of equilibria, with more or less severe adverse selection. Instead in my model the equilibrium is unique so the severity of the lemons problem responds to aggregate shocks in a predictable way.

The lemons problem in macroeconomic settings has been studied by [Mankiw \(1986\)](#), [de Meza and Webb \(1987\)](#) and [House \(2006\)](#) among others. Closest to this paper is [Eisfeldt \(2004\)](#). In her model, entrepreneurs hold different vintages of projects and cannot diversify risks. The reason financial transactions are desirable is that they enable entrepreneurs to smooth consumption when they suffer poor realizations of income from previous vintages of risky projects. Thus her paper is about how asymmetric information interferes with risk-sharing whereas mine is about how it interferes with the financing of investment. On a more technical side, one limitation of her approach is that it requires keeping track of the distribution of portfolio holdings across different vintages of projects, for all entrepreneurs, which makes it necessary to limit attention to numerical simulations of steady states or simple deterministic cycles, since stochastic simulations are computationally infeasible.

The idea that economic recessions are associated with reduced learning is explored by [Veldkamp \(2005\)](#), [van Nieuwerburgh and Veldkamp \(2006\)](#) and [Ordoñez \(2009\)](#). In these models, what agents need to learn about is the state of aggregate productivity. The speed of learning governs how fast output and prices align themselves with fundamentals but the direction of this alignment is just as likely to be towards higher or lower output. In contrast, in my model agents learn about parameters of the information structure. More learning alleviates informational asymmetries, which helps the functioning of financial markets for any given level of productivity. Another difference is that in my model the activity which generates information is selling projects rather undertaking them. Since the volume of financial transactions can be very volatile, this opens the door to strong learning effects.

The rest of the paper is organized as follows. Section 2 introduces the model and section 3 and describes frictionless benchmarks. Section 4 describes the equilibrium conditions under asymmetric information and contains the results for the model without signals. Section 5 contains the extension of the model with signals and learning. Section 6 offers some brief final remarks. Proofs are collected in Appendix B.

2 The environment

Households. There are two kinds of agents in the economy, workers and entrepreneurs. There is a continuum of mass L of identical workers, each of whom supplies one unit of labour inelastically; they have no access to financial markets, so they just consume their wage. In

addition, there is a continuum of mass one of entrepreneurs, indexed by j , who have preferences

$$\mathbb{E} \sum_{t=0}^{\infty} \beta^t u(c_t^j)$$

with $u(c_t^j) = \log(c_t^j)$. They do not work.

Technology. Final output (coconuts) is produced combining capital and labour. The capital stock consists of *projects* owned by entrepreneurs. Entrepreneur j 's holdings of projects are denoted k_t^j so the aggregate capital stock is $K_t = \int k_t^j dj$. Every period a fraction λ of projects becomes useless or ‘‘lemons’’. Each entrepreneur’s holdings of projects is sufficiently well diversified that the proportion λ applies at the level of the individual entrepreneur as well. Each of the $(1 - \lambda) K_t$ projects that do not become lemons is used for production, so that output is $Y_t = Y((1 - \lambda) K_t, L; Z_t)$, where Y is a constant-returns-to-scale production function that satisfies Inada conditions and Z_t is exogenous productivity. The marginal product of capital and labour are denoted Y_K and Y_L respectively.

The aggregate resource constraint is

$$Lc_t^w + \int (c_t^j + i_t^j) dj \leq Y((1 - \lambda) K_t, L; Z_t) \quad (1)$$

where c_t^w denotes consumption per worker, c_t^j is consumption by entrepreneur j and i_t^j represents physical investment by entrepreneur j .

Physical investment is undertaken in order to convert coconuts into projects for period $t + 1$. Each entrepreneur can transform coconuts into projects using an idiosyncratic linear technology with a stochastic marginal rate of transformation A_t^j . In addition, each nonlemon project turns into γ projects at $t + 1$, so it is possible to interpret $1 - \gamma(1 - \lambda)$ as an average rate of depreciation. Aggregate capital accumulation is given by

$$K_{t+1} = \gamma(1 - \lambda) K_t + \int i_t^j A_t^j dj \quad (2)$$

A_t^j is *iid* across entrepreneurs and across periods and is drawn from a distribution F with finite mean.

Allocations. The exogenous state of the economy is $z_t \equiv \{Z_t, \bar{A}_t\}$. It includes productivity Z_t and the function \bar{A}_t , which maps each entrepreneur to a realization of A_t^j . An *allocation* specifies consumption and investment for each agent in the economy and aggregate capital after every history: $\{c^w(z^t), c^j(z^t), i^j(z^t), K(z^t)\}$. An allocation is *feasible* if it satisfies constraints (1) and (2) for every history given some K_0 .

Information. At time t each entrepreneur knows which of his own projects have become

lemons in the current period, but the rest of the agents in the economy do not. In section 5, I augment the model by allowing for publicly observable signals about individual projects. Informational asymmetry lasts only one period. At $t + 1$, everyone is able to identify the projects that became lemons at t , so they effectively disappear from the economy, as illustrated in figure 1. This assumption is made for simplicity as it eliminates the need to keep track of projects of different vintages. Daley and Green (2009) study the strategic issues that arise when informational asymmetries dissipate gradually over time.

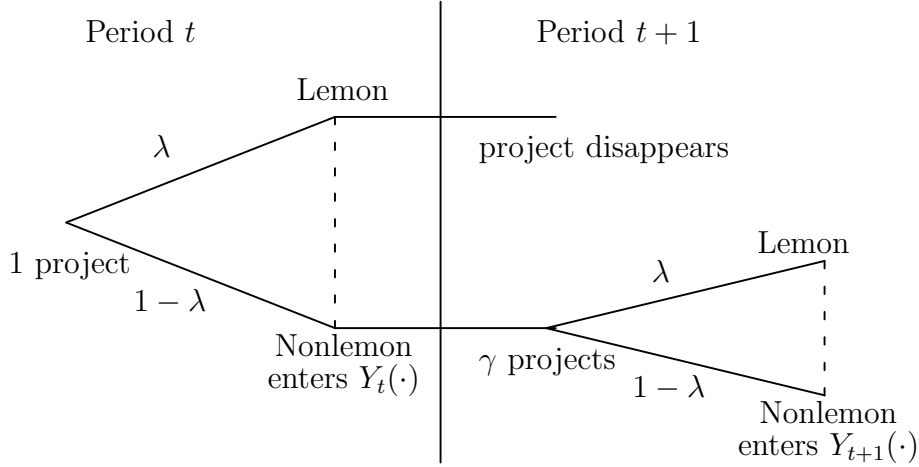


Figure 1: Information about a project over time

The investment opportunity A_t^j is and remains private information to entrepreneur j .

3 Symmetric information benchmarks

3.1 Complete Arrow-Debreu markets

Suppose z_t and the quality of individual projects were public information and there were complete competitive markets. The price of lemons will be zero so it is enough to focus on factor markets and trades of coconuts for nonlemons and state-contingent claims.

Factor markets are competitive. Entrepreneurs hire workers at a wage of $w(z^t) = Y_L(z^t)$ coconuts and obtain dividends of $r(z^t) = Y_K(z^t)$ coconuts for each nonlemon project.¹ Coconuts are traded for nonlemon projects, ex-dividend, at a spot price of $p_{NL}(z^t)$ coconuts per nonlemon project. State-contingent claims are traded one period ahead: the state-price density for obtaining a coconut in history (z^t, z_{t+1}) is $\rho(z^t, z_{t+1})$.

An entrepreneur who starts with k_0^j projects solves the following program:

¹ As is standard, this could be the result of competitive firms renting capital from entrepreneurs or of entrepreneurs operating the productive technology themselves. With asymmetric information, the latter interpretation avoids the need to analyze adverse selection in the rental market.

$$\max_{\{c(z^t), k(z^t), d_{NL}(z^t), b(z^t, z_{t+1}), i(z^t)\}} \mathbb{E} \sum_{t=0}^{\infty} \beta^t u(c(z^t)) \quad (3)$$

s.t.

$$c(z^t) + i(z^t) + p_{NL}(z^t)d_{NL}(z^t) + \mathbb{E}[\rho(z^t, z_{t+1})b(z^t, z_{t+1})] \leq r(z^t)(1-\lambda)k(z^t) + b(z^{t-1}, z_t) \quad (4)$$

$$k(z^t, z_{t+1}) = \gamma[(1-\lambda)k(z^t) + d_{NL}(z^t)] + A^j(z_t)i(z^t) \quad (5)$$

$$i(z^t) \geq 0, d_{NL}(z^t) \geq -(1-\lambda)k(z^t) \quad (6)$$

$$\lim_{t \rightarrow \infty} \mathbb{E} \left[b(z^t) \prod_{s=0}^{t-1} \rho(z^s, z_{s+1}) \right] \geq 0 \quad (7)$$

Constraint (4) is the entrepreneur's budget constraint in terms of coconuts. The entrepreneur's available coconuts are equal to the dividends from his nonlemons $r(z^t)(1-\lambda)k(z^t)$ plus net state-contingent coconuts bought the previous period $b(z^{t-1}, z_t)$. These are used for consumption plus physical investment plus net purchases of nonlemons $d_{NL}(z^t)$ plus purchases of state-contingent coconuts for period $t+1$. Constraint (5) keeps track of the entrepreneur's holdings of projects. $k(z^t, z_{t+1})$, the total number of projects the entrepreneur has in history (z^t, z_{t+1}) , is equal to the nonlemon projects he owned at the end of period z^t , which were $(1-\lambda)k(z^t) + d_{NL}(z^t)$, and have grown at rate γ plus the projects that result from his physical investment in the previous period, $A^j(z_t)i(z^t)$. Constraint (6) states that investment must be nonnegative and sales of nonlemons are limited by the number of nonlemons the entrepreneur owns. Constraint (7) is a no-Ponzi condition.

The first order conditions with respect to $i(z^t)$ and $d_{NL}(z^t)$ imply

$$A^j(z_t) \leq \frac{\gamma}{p_{NL}(z^t)}, \text{ with equality if } i(z^t) > 0 \quad (8)$$

Let A^{\max} be the highest possible value of A . By the law of large numbers, at each history there will be an entrepreneur (the *best entrepreneur*) with $A^j = A^{\max}$ who can transform each coconut into A^{\max} projects at $t+1$.² Equation (8) then implies that $p_{NL}(z^t) = \frac{\gamma}{A^{\max}}$ for all z^t . At each history, the best entrepreneur is the only one to undertake physical investment. He finances this investment by selling claims to coconuts one period ahead (i.e. borrowing) which he then satisfies with the dividends plus proceeds of selling the newly created projects in the spot market. Since $r(z^t)$ is stochastic, capital is a risky asset, and the best entrepreneur will

²With a continuous F there will be a zero measure of best entrepreneurs, but a positive measure of entrepreneurs with $A^j \in (A^{\max} - \delta, A^{\max}]$ for any positive δ . The results below follow from taking the limit as $\delta \rightarrow 0$.

use state-contingent securities to share this risk with the rest of the entrepreneurs. Complete markets imply that risk-sharing will be perfect.

Complete markets are actually not indispensable for achieving the complete markets allocation. All that is needed is that there exist a market for selling new projects at the same instant that they are built, before anyone knows whether they will become a lemon the following period. In equilibrium these new projects will trade at a price $p_{NEW}(z^t) = \frac{1}{A^{\max}}$, the best entrepreneur will be the only one to invest and entrepreneurs will bear no idiosyncratic risk. Their only asset in any given period will consist of projects, so they will automatically share aggregate risk in proportion to their wealth. Since they have identical homothetic preferences, this coincides with what they would do with complete markets.

Proposition 1. *If there are complete markets, all the physical investment is undertaken by the entrepreneur with $A^j = A^{\max}$; all entrepreneurs obtain a return of A^{\max} projects per coconut saved and they bear no idiosyncratic risk. The same allocation is obtained if the only market that exists is for newly-created projects.*

The aggregate economy behaves just like an economy where the rate of transformation of coconuts into projects is fixed at A^{\max} , there is a representative entrepreneur and workers are constrained to live hand-to-mouth. Due to log preferences, it is straightforward to compute the entrepreneur's consumption choice, which will be given by

$$c^j(z^t) = (1 - \beta)(1 - \lambda) \left[Y_K(z^t) + \frac{\gamma}{A^{\max}} \right] k^j(z^t) \quad (9)$$

and hence aggregate capital accumulation will be:³

$$K(Z^t, Z_{t+1}) = \beta(1 - \lambda) [A^{\max} Y_K(Z^t) + \gamma] K(Z^t) \quad (10)$$

3.2 Borrowing constraints with symmetric information

For various reasons, it may be difficult for an entrepreneur to borrow against his future wealth, i.e. to choose negative values of $b(z^t, z_{t+1})$. For instance, he may be able to run away with his wealth rather than honouring his debts.⁴ Creditors' main means of enforcing their claims is the threat to seize the entrepreneur's assets. In other words, the entrepreneur's assets serve as *collateral* for any obligations he undertakes. [Kiyotaki and Moore \(2008\)](#) point out that it is important to distinguish between assets that are already in place at the time the financial transaction is initiated and those that are not, since the latter are harder for creditors to keep

³Equations (9) and (10) assume that the nonnegativity of aggregate investment is not binding. Otherwise $c^j(z^t) = Y_K(z^t)k^j(z^t)$ and $K(Z^t, Z_{t+1}) = \gamma(1 - \lambda)K(Z^t)$.

⁴Alternatively, he could refuse to exert effort if he has pledged the output to someone else, as in [Holmström and Tirole \(1998\)](#).

track of and subject to more severe moral hazard problems. In what follows I make the extreme assumption that entrepreneurs can costlessly run away with coconuts and hide new projects from their creditors, which makes them useless as collateral. However, they cannot hide projects that already exist at the time the transaction is initiated. These constitute the only form of collateral.

Collateralized financial transactions could take many forms. However, in this model the future payoffs of current nonlemon projects are binary: either they become a lemon at $t + 1$ or they do not. Any financing transaction must therefore have zero repayment if the project becomes a lemon and positive repayment otherwise. If there is no aggregate risk, this makes selling the asset and using it as collateral for borrowing exactly equivalent.⁵ Selling is simpler to model, so I assume that the only kind of transaction is ex-dividend sales of existing projects. This is intended to represent the wider range of transactions that use existing assets as collateral.⁶

The entrepreneur will solve program (3), with the added constraint:

$$b(z^t, z_{t+1}) \geq 0 \tag{11}$$

Constraint (11) will bind for the best entrepreneur. As a result, he will not be able to undertake all the investment in the economy. Instead, there will be a cutoff $A^*(z^t) = \frac{\gamma}{p_{NL}(z^t)}$ such that entrepreneurs with $A^j(z^t) < A^*(z^t)$ will not invest and entrepreneurs with $A^j(z^t) > A^*(z^t)$ will sell all their existing nonlemons in order to obtain coconuts for investment.

This equilibrium is inefficient in two related ways. First, the economy does not exclusively use the most efficient technology (A^{\max}) for converting coconuts into projects. The best entrepreneur is financially constrained and thus unable to invest all the coconuts the economy saves, so others with $A^j \in (A^*(z^t), A^{\max})$ also undertake physical investment. Secondly, entrepreneurs are exposed to idiosyncratic risk. If they draw a low value of A^j , they must convert their coconuts into projects through the market, which only provides a return $A^*(z^t)$, whereas if they draw a higher value they convert them at a rate $A^j(z^t)$.

4 Asymmetric information

Assume, as in section 3.2, that the only transactions in financial markets are sales of existing projects. However, now there is asymmetric information: only the owner of a project knows whether it is a lemon, and each entrepreneur observes only his own A^j . Those who purchase

⁵If there is aggregate risk, selling the asset is equivalent to state-contingent borrowing proportional to the value that the asset would have in each state of the world if it does not become a lemon.

⁶In Kurlat (2009) I study the case of a general joint distribution of asset qualities and investment opportunities and allow for arbitrary contracts.

projects have rational expectations about $\lambda^M(z^t)$, the proportion of lemons among the projects that are actually sold in the market.⁷

With asymmetric information, entrepreneurs do not observe the state of the economy $z_t = \{Z_t, \bar{A}_t\}$ because they do not observe the mapping \bar{A}_t . Instead, they observe an individual state $z_t^j \equiv \{Z_t, A_t^j\}$ which includes aggregate productivity Z_t and their own idiosyncratic investment-productivity draws. Fortunately, the endogenous aggregate variables r , p and λ^M that are relevant for the entrepreneur's decisions depend only on the history of productivity Z^t , which is part of the entrepreneur's information set and hence the entrepreneur's problem can be specified in terms of the history of individual states $z^{j,t}$. An entrepreneur who starts with k_0^j projects solves the following program:

$$\begin{aligned} & \max_{\{c(z^{j,t}), k(z^{j,t}, z_{t+1}^j), i(z^{j,t}), s_L(z^{j,t}), s_{NL}(z^{j,t}), d(z^{j,t})\}} \mathbb{E} \sum_{t=0}^{\infty} \beta^t u(c(z^{j,t})) \\ & \text{s.t.} \\ & c(z^{j,t}) + i(z^{j,t}) + p(Z^t) [d(z^{j,t}) - s_L(z^{j,t}) - s_{NL}(z^{j,t})] \leq r(Z^t) (1 - \lambda) k(z^{j,t}) \\ & k(z^{j,t}, z_{t+1}^j) = \gamma [(1 - \lambda) k(z^{j,t}) + (1 - \lambda^M(Z^t)) d(z^{j,t}) - s_{NL}(z^{j,t})] + A^j(z_t^j) i(z^{j,t}) \\ & i(z^{j,t}) \geq 0, s_L(z^{j,t}) \in [0, \lambda k(z^{j,t})], s_{NL}(z^{j,t}) \in [0, (1 - \lambda) k(z^{j,t})], d(z^{j,t}) \geq 0 \end{aligned} \quad (12)$$

Program (12) incorporates the borrowing constraint (11) and the fact that the price $p(Z^t)$ applies equally for sales of lemons $s_L(z^{j,t})$, sales of nonlemons $s_{NL}(z^{j,t})$ and purchases of projects of unknown quality $d(z^{j,t})$, a proportion $\lambda^M(Z^t)$ of which turn out to be lemons.

I will look for a recursive competitive equilibrium with $X \equiv \{Z, \Gamma\}$ as a state variable, where $\Gamma(k_t, A_t)$ is the cumulative distribution of entrepreneurs over holdings of capital and investment opportunities.⁸ The relevant state variable for entrepreneur j 's problem is $\{k^j, A^j, X\}$ so (dropping the j superscript) he solves the following recursive version of program (12):

⁷One might still ask why an entrepreneur cannot sell claims against his entire portfolio of projects (by the law of large numbers, he is not asymmetrically informed about it) instead of selling them individually. [Kiyotaki and Moore \(2003\)](#) assume that it is possible to credibly bundle all of one's projects by paying some cost. I assume this cost is prohibitively large.

⁸Since A^j is *iid*, then it is independent of k^j and Γ is just the product of F and the distribution of k . The more general formulation could easily accommodate the case where an entrepreneur's individual A^j has some persistence, which would create some correlation between k^j and A^j .

$$V(k, A, X) = \max_{c, k', i, s_L, s_{NL}, d} [u(c) + \beta \mathbb{E}[V(k', A', X') | X]] \quad (13)$$

s.t.

$$c + i + p(X) [d - s_L - s_{NL}] \leq r(X) (1 - \lambda) k$$

$$k' = \gamma [(1 - \lambda) k + (1 - \lambda^M(X)) d - s_{NL}] + Ai$$

$$i \geq 0, d \geq 0$$

$$s_L \in [0, \lambda k], s_{NL} \in [0, (1 - \lambda) k]$$

Denote the solution to this program by $\{c(k, A, X), k'(k, A, X), i(k, A, X), s_L(k, A, X), s_{NL}(k, A, X), d(k, A, X)\}$ and define the supply of lemons and nonlemons, total supply of projects and demand of projects respectively as

$$S_L(X) \equiv \int s_L(k, A, X) d\Gamma(k, A)$$

$$S_{NL}(X) \equiv \int s_{NL}(k, A, X) d\Gamma(k, A)$$

$$S(X) \equiv S_L(X) + S_{NL}(X)$$

$$D(X) \equiv \int d(k, A, X) d\Gamma(k, A)$$

Definition 1. A recursive competitive equilibrium consists of prices $\{p(X), r(X), w(X)\}$; market proportions of lemons $\lambda^M(X)$; a law of motion $\Gamma'(X)$ and associated transition density $\Pi(X'|X)$; a value function $V(k, A, X)$ and decision rules $\{c^w(X), c(k, A, X), k'(k, A, X), i(k, A, X), s_L(k, A, X), s_{NL}(k, A, X), d(k, A, X)\}$ such that (i) factor prices equal marginal products: $w(X) = Y_L(X)$, $r(X) = Y_K(X)$; (ii) workers consume their wage $c^w(X) = w(X)$; (iii) $\{c(k, A, X), k'(k, A, X), i(k, A, X), s_L(k, A, X), s_{NL}(k, A, X), d(k, A, X)\}$ and $V(k, A, X)$ solve program (13) taking $p(X), r(X), \lambda^M(X)$ and $\Pi(X'|X)$ as given; (iv) the market for projects clears: $S(X) \geq D(X)$, with equality whenever $p(X) > 0$; (v) the market proportion of lemons is consistent with individual selling decisions: $\lambda^M(X) = \frac{S_L(X)}{S(X)}$ and (vi) the law of motion of Γ is consistent with individual decisions: $\Gamma'(k, A)(X) = \int_{k'(\tilde{k}, \tilde{A}, X) \leq k} d\Gamma(\tilde{k}, \tilde{A}) F(A)$

4.1 Solution of the entrepreneur's problem and equilibrium conditions

I solve the entrepreneur's problem and find equilibrium conditions in steps. First I show that all the policy functions are linear in k , which implies an aggregation result. Second I show

that, given choice of c and k' , the choices of d , s_L , s_{NL} and i reduce to a simple arbitrage condition. Third I solve a relaxed problem, converting the entrepreneur's nonlinear budget set into a weakly larger linear one and show that there is a simple static characterization of the consumption-savings decision. Based on the solution to the relaxed problem it is possible to derive supply, demand and a market clearing condition. Finally I show that the equilibrium price must satisfy the market-clearing condition whether or not the solutions to the two programs coincide. In either case the rest of the equilibrium objects follow immediately.

Linearity of policy functions. The constraint set in program (13) is linear in k and the utility function is homothetic. Hence the policy functions $c(k, A, X)$, $k'(k, A, X)$, $i(k, A, X)$, $s_L(k, A, X)$, $s_{NL}(k, A, X)$ and $d(k, A, X)$ are all linear in k . This implies the following aggregation result:

Lemma 1. *Prices and aggregate quantities do not depend on the distribution of capital holdings, only on total capital K .*

By Lemma 1, $\{Z, K\}$ is a sufficient state variable; in order to compute aggregate quantities and prices it is not necessary to know the distribution Γ .

Buying, selling and investing decisions. Take the choice of k' as given. The entrepreneur's problem then reduces to choosing d , s_L , s_{NL} and i to maximize c . This program is linear so the entrepreneur will generically choose corner solutions. The decision to keep or sell lemons is trivial: as long as $p > 0$ the entrepreneur will sell the lemons ($s_L = \lambda k$), since they are worthless to him if kept. The decisions to keep or sell nonlemons and to invest in new projects or in purchasing projects depend on A . The return (i.e. the number of $t + 1$ projects obtained per coconut spent) from buying projects is $A^M \equiv \frac{\gamma(1-\lambda^M)}{p}$. I refer to this as the market rate of return.⁹ Conversely, the number of $t + 1$ nonlemon projects an entrepreneur must give up to obtain one coconut is $\frac{\gamma}{p} > A^M$. The return on investing is simply A . This implies that the optimal choices of d , s_{NL} and i are given by two cutoffs, shown in figure 2.

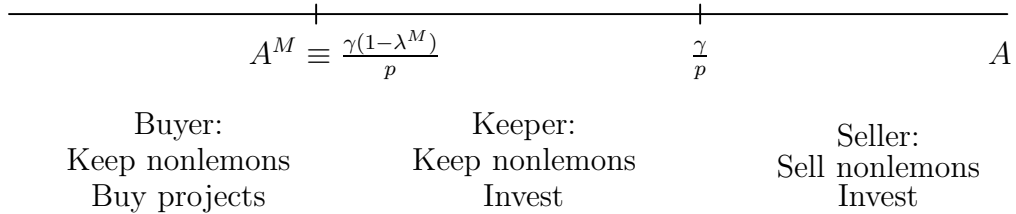


Figure 2: Buying, selling and investing decision as a function of A

Suppose first that $k' > \gamma(1 - \lambda)k$ so the entrepreneur wants to save more than by just keeping his nonlemons. For $A < A^M$, entrepreneurs are Buyers: the return from buying is

⁹Noting, however, that it involves two different goods (projects and coconuts) as well as two different dates.

greater than the return from investing so $i \geq 0$ and $s_{NL} \geq 0$ bind and $d > 0$. For $A \in [A^M, \frac{\gamma}{p}]$ entrepreneurs are Keepers: investing offers a higher return than buying but not higher than the opportunity cost of selling nonlemons at the market price, so the entrepreneur neither buys projects nor sells nonlemons; $d \geq 0$ and $s_{NL} \geq 0$ bind and $i > 0$. For $A > \frac{\gamma}{p}$ entrepreneurs are Sellers: the return from investing is high enough for the entrepreneurs to sell nonlemons in order to finance investment; $d \geq 0$ and $s_{NL} \leq (1 - \lambda)k$ bind and $i > 0$. If instead $k' < \gamma(1 - \lambda)k$ (which by lemma 4 below is inconsistent with equilibrium), then Buyers and Keepers would choose $i = d = 0$ and $s_{NL} > 0$ while Sellers would choose $d = 0$, $s_{NL} = (1 - \lambda)k$ and $i > 0$. Combining these arbitrage conditions with the constraint from program (13) yields the following lemma:

Lemma 2. *Given k' , the optimal d , s_L , s_{NL} and i are given by*

	Buyers: $A \in [0, A^M]$	Keepers: $A \in (A^M, \frac{\gamma}{p}]$	Sellers: $A \in (\frac{\gamma}{p}, \infty)$
$s_L =$	λk	λk	λk
$d =$	$\max \left\{ \frac{k' - \gamma(1 - \lambda)k}{\gamma(1 - \lambda)^M}, 0 \right\}$	0	0
$s_{NL} =$	$\max \left\{ \frac{\gamma(1 - \lambda)k - k'}{\gamma}, 0 \right\}$	$\max \left\{ \frac{\gamma(1 - \lambda)k - k'}{\gamma}, 0 \right\}$	$(1 - \lambda)k$
$i =$	0	$\max \left\{ \frac{k' - \gamma(1 - \lambda)k}{A}, 0 \right\}$	$\frac{k'}{A}$

(14)

Consumption-savings decision under a relaxed budget set. An entrepreneur with investment opportunity is A must choose $\frac{c}{k}$ and $\frac{k'}{k}$ from his budget set, shown in figure 3.

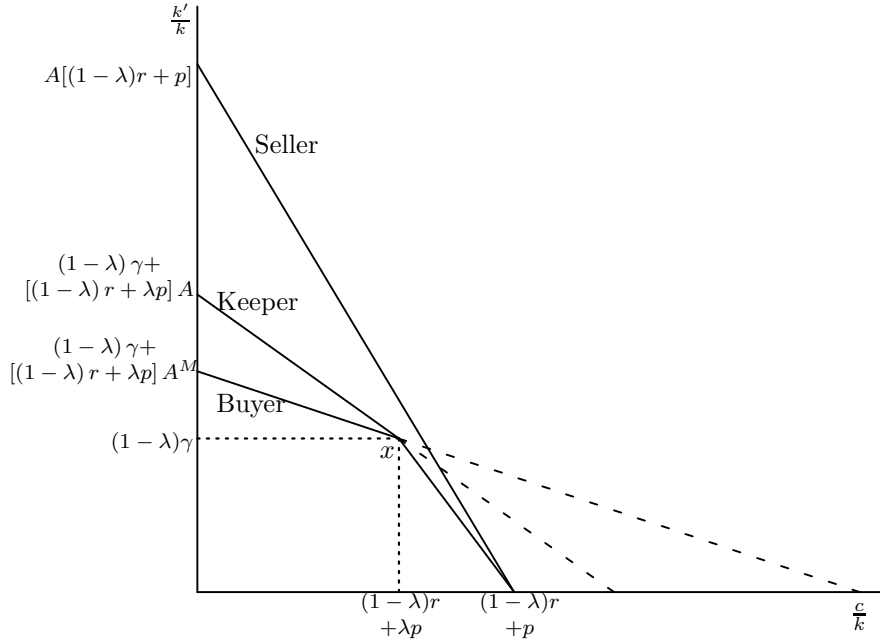


Figure 3: Budget sets

Point x represents an entrepreneur who chooses $s_L = \lambda k$ and $i = s_{NL} = d = 0$, an option

available to all entrepreneurs. He simply consumes the dividends $(1 - \lambda)rk$ and the proceeds from selling lemons λpk , and enters period $t + 1$ with $(1 - \lambda)\gamma k$ projects.

Consider first the decision of a Keeper. If he wishes to increase consumption beyond point x he must sell nonlemons, which means giving up $\frac{\gamma}{p}$ projects for each additional coconut of consumption. If instead he wishes to carry more projects into $t + 1$, he invests with productivity A . Hence the budget constraint is kinked: to the right of x the slope is $-\frac{\gamma}{p}$ whereas to the left it is $-A$. Consider next a Buyer. His budget set is the same as for the Keeper except that the return he obtains from saving beyond point x is the market return A^M , which is higher than his individual return on investment A but lower than that of Keepers. Lastly, a Seller will sell all his projects and his budget constraint is linear with constant slope $-A$.

Define the entrepreneur's *virtual wealth* as

$$W(k, A, X) \equiv \left[\lambda p(X) + (1 - \lambda) \left(r(X) + \max \left\{ p(X), \frac{\gamma}{\max \{A, A^M(X)\}} \right\} \right) \right] k \quad (15)$$

Virtual wealth corresponds to the projection of the left half of the budget constraint onto the horizontal axis. It consists of the coconuts the entrepreneur has (dividends plus proceeds of selling lemons) plus the nonlemon projects, valued at the maximum of either their sale price p or their replacement cost $\frac{\gamma}{\max \{A, A^M(X)\}}$. The linear budget set $\frac{k'}{k} \leq \max \{A, A^M(X)\} \left[\frac{W(k, A, X)}{k} - \frac{c}{k} \right]$ is weakly larger than the true kinked budget, so substituting it in program (13) leads to the following relaxed program:

$$\begin{aligned} V(k, A, X) &= \max_{c, k'} [u(c) + \beta \mathbb{E}[V(k', A', X') | X]] & (16) \\ & \text{s.t.} \\ k' &= \max \{A, A^M(X)\} [W(k, A, X) - c] \end{aligned}$$

Lemma 3. *Under the relaxed program (16), the entrepreneur's consumption is $c(k, A, X) = (1 - \beta)W(k, A, X)$*

Due to logarithmic preferences, entrepreneurs will always choose to consume a fraction $1 - \beta$ of their virtual wealth and save the remaining β , by some combination of keeping their old nonlemons, buying projects and physical investment. Note that the entrepreneur's decision, while rational and forward looking, does not depend on the transition density $\Pi(X'|X)$ or on the stochastic process for A . This feature will make it possible to solve for the equilibrium statically.

Supply and demand under the relaxed program. Take p as given. By (14), the supply of

projects will include all the lemons plus the nonlemons from Sellers. Hence

$$S(p) = \left[\lambda + (1 - \lambda) \left(1 - F \left(\frac{\gamma}{p} \right) \right) \right] K \quad (17)$$

This implies a market proportion of lemons of

$$\lambda^M(p) = \frac{\lambda}{\lambda + (1 - \lambda) \left(1 - F \left(\frac{\gamma}{p} \right) \right)} \quad (18)$$

and a market rate of return of:¹⁰

$$A^M(p) = \frac{\gamma}{p} (1 - \lambda^M(p)) = \frac{\gamma}{p} \frac{(1 - \lambda) \left(1 - F \left(\frac{\gamma}{p} \right) \right)}{\lambda + (1 - \lambda) \left(1 - F \left(\frac{\gamma}{p} \right) \right)} \quad (19)$$

Demand for projects will come from Buyers. By Lemma 3, under the relaxed program they choose $k' = \beta A^M W(k, A^M, X)$. By Lemma 2, they each demand $\frac{k' - \gamma(1 - \lambda)k}{\gamma(1 - \lambda^M)}$ projects. Using (15) and adding over all Buyers, demand for projects will be:

$$D(p) = \left(\beta \left[\lambda + (1 - \lambda) \frac{r}{p} \right] - \frac{(1 - \beta)(1 - \lambda)}{1 - \lambda^M(p)} \right) F(A^M(p)) K \quad (20)$$

Market clearing implies

$$S(p^*) \geq D(p^*) \text{ with equality whenever } p^* > 0 \quad (21)$$

Equilibrium conditions under the true program.

Lemma 4. $D > 0$ only if the solutions to programs (13) and (16) coincide for all entrepreneurs

The solutions to programs (13) and (16) will not coincide whenever in the relaxed program, some entrepreneurs wish to choose points to the right of x . Lemma 4 states that if this is the case there will be no demand for projects and the price must be zero.

This implies the following result:

Proposition 2.

1. In any recursive equilibrium, the function $p(X)$ satisfies (21) for all X
2. For any $p(X)$ that satisfies (21), there exists a recursive competitive equilibrium where the price is given by $p(X)$

¹⁰Define $A(0) \equiv 0$.

3. *There exists at least one function $p(X)$ that satisfies (21)*

Proposition 2 establishes that a recursive equilibrium exists and must satisfy (21) regardless of whether or not the solutions to programs (13) and (16) coincide. Therefore it is possible to find equilibrium prices statically simply by solving (21). Once p^* is determined, it is straightforward to solve, also statically, for the rest of the equilibrium objects. λ^M and A^M follow from (18) and (19). If $p^* > 0$ then virtual wealth and, by Lemma 3, consumption for each entrepreneur can be found using (15) and s_L , s_{NL} , d and i are given by (14). If instead the only solution to (21) is $p^* = 0$, I refer to the situation as one of *market shutdown*. It is still possible to solve the relaxed problem (16), which results in

$$k' = \beta(1 - \lambda)(Ar + \gamma)k$$

This satisfies $k' \geq \gamma(1 - \lambda)k$ iff $A \geq \bar{A} \equiv \frac{\gamma(1-\beta)}{r}$. Hence for entrepreneurs with $A \geq \bar{A}$, consumption and investment can be computed in the same way as when the market does not shut down whereas entrepreneurs with $A < \bar{A}$ chose $c = (1 - \lambda)rk$ and $k' = \gamma(1 - \lambda)k$.

Aggregate capital accumulation is found by replacing the equilibrium values of i into the law of motion of capital (2),¹¹ yielding

$$\begin{aligned} \frac{K'}{K} &= \gamma(1 - \lambda) + \int_{A^M}^{\frac{\gamma}{p}} [\beta A [\lambda p + (1 - \lambda)r] - (1 - \beta)(1 - \lambda)\gamma] dF(A) \\ &\quad + \int_{\frac{\gamma}{p}}^{\infty} \beta A [p + (1 - \lambda)r] dF(A) \end{aligned} \quad (22)$$

In general, the market return $A^M(p)$ can be either increasing or decreasing in p . An increase in the price has a direct effect of lowering returns by making projects more expensive and an indirect effect of improving returns by increasing the proportion of entrepreneurs who choose to sell their nonlemons. This implies that there could be more than one solution to (21). In this case, I will assume that the equilibrium price is given by the highest solution. More worryingly, there could exist a price $p' > p^*$ such that $A^M(p') > A^M(p^*)$ even when p^* is the highest solution to (21). This will be the case when selection effects are strong enough that the return from buying projects would be higher at a price higher than the highest market-clearing one. Both Buyers and Sellers would be better off if there was sufficient demand to sustain such a price. [Stiglitz and Weiss \(1981\)](#) argue that when this is the case the equilibrium concept used above is not reasonable and it would be more sensible to assume that Buyers set a price above p^* that maximizes their return and ration the excess supply. Appendix A discusses how the definition of equilibrium may be adapted to allow for rationing, a change that makes little difference for the results. In section 5, I consider signals that segment the market into a continuum of

¹¹By Walras' Law, it is equivalent to just sum $k'(k, A, X)$ over all entrepreneurs.

different submarkets. In that variant there exists a unique equilibrium in which Buyers can never benefit from raising prices in any submarket (see Lemma 7), so the issue of what is the right equilibrium concept becomes moot, a point first made by Riley (1987) in the context of the Stiglitz-Weiss model.¹² For some of the results below, it will simplify the analysis to simply assume that parameters are such that the issue does not arise:

Assumption 1. $A^M(p)$ is decreasing

A sufficient condition for Assumption 1 to hold is $h(x) \leq \frac{1}{x} [1 + \frac{1-\lambda}{\lambda} (1 - F(x))]$ for all x , where h is the hazard function of A . Results do not rely on Assumption 1 unless otherwise stated.

4.2 Liquidity/Risk Premia

Entrepreneurs in the model do not face a portfolio problem. If an entrepreneur wishes to carry wealth from one period to the next, the only way to do it is to buy or build projects. For each coconut he saves, he obtains $\max\{A, A^M\}$ projects at $t + 1$. By (15), $W_k(A, X) = \lambda p(X) + (1 - \lambda) \left(r(X) + \max\left\{ p(X), \frac{\gamma}{\max\{A, A^M(X)\}} \right\} \right)$ is the marginal value of a project, so saving one coconuts yields the equivalent of a (risky) amount of $\max\{A, A^M\} W_k(A', X')$ coconuts at $t + 1$. It is possible to define the implicit risk-free rate R^f for a given entrepreneur by assuming he has access to an alternative safe technology that converts t -dated coconuts into $t + 1$ -dated coconuts (and hence faces a portfolio problem) and asking what the return on that technology would need to be for him not to change his equilibrium decisions.

Formally, consider an entrepreneur who has access to a technology that delivers R coconuts tomorrow in exchange for a coconut today. The entrepreneur solves:¹³

$$\begin{aligned} V(W, A, X) &= \max_{c, \pi, W'} [u(c) + \beta \mathbb{E}[V(W', A', X') | X]] \\ &\quad s.t. \\ W' &= [\pi \max\{A, A^M\} W_k(A', X') + (1 - \pi) R] (W - c) \\ \pi &\in [0, 1] \end{aligned}$$

where π is the fraction of his savings $W - c$ that he invests in projects. Define $R^f(A, X)$ as the maximum value of R such that $\pi = 1$ is optimal given $\{A, X\}$.

Proposition 3.

¹²In their terminology, there will be redlining (exclusion of arbitrarily similar yet distinct groups) but not pure rationing (partial exclusion of observationally identical projects).

¹³This is the relaxed program. Proposition 3 below easily generalizes to the case where this does not necessarily coincide with the full program.

1. $R^f(A, X) < \max \{A, A^M\} \mathbb{E}[W_k(A', X')]$ for all $\{A, X\}$
2. Under symmetric information and deterministic X' , then $R^f = \max \{A, A^M\} \mathbb{E}[W_k(A', X')]$

Proposition 3 states that for any entrepreneur the implicit risk free rate is lower than the expected return (measured in coconuts) of investing in projects. This premium arises because W_k is decreasing in A . The higher an entrepreneur's investment productivity, the lower the marginal value he places on an existing project. Furthermore, Lemma 3 implies that agents who value projects the least also consume less, so project valuation is negatively correlated with the marginal utility of consumption. The premium would disappear under symmetric information as agents trade away their different relative valuations for projects.

Kiyotaki and Moore (2008) obtain a similar result by assuming that *resaleability constraints* prevent entrepreneurs from reselling a fraction of their projects. Here instead the difference between the values placed on projects by entrepreneurs with different investment opportunities is derived endogenously as a result of asymmetric information.

4.3 Equivalence with an economy with taxes

As shown in figure 2, asymmetric information introduces a wedge between the return obtained by Buyers, A^M , and the return given up by Sellers of nonlemons, $\frac{\gamma}{p}$. The magnitude of this wedge depends on $\lambda^M(X)$. It turns out that this wedge is exactly isomorphic to the wedge that would be introduced by imposing state-dependent taxes on the sales of projects.

Consider the economy with borrowing constraints and symmetric information of section 3.2, but now assume that the government imposes an ad-valorem tax of $\tau(X)p$ coconuts on sales of projects. The total revenue $T(X) = \tau(X)p(X)S(p(X))$ collected from this tax is rebated to entrepreneurs in proportion to their capital holdings. Entrepreneurs solve the following program:

$$\begin{aligned}
 V(k, A, X) &= \max_{c, k', i, s_{NL}, d} [u(c) + \beta \mathbb{E}[V(k', A', X') | X]] & (23) \\
 & \text{s.t.} \\
 c + i + p(X) [d(1 + \tau(X)) - s_{NL}] &\leq r(X)(1 - \lambda)k + T(X) \\
 k' &= \gamma [(1 - \lambda)k + d - s_{NL}] + Ai \\
 i &\geq 0, d \geq 0 \\
 s_{NL} &\in [0, (1 - \lambda)k]
 \end{aligned}$$

This problem can be solved by the same steps used to solve program (13). Solving for the equilibrium conditions leads to the following equivalence result.

Proposition 4. *Suppose $\tau(X) = \frac{\lambda^{M^*}(X)}{1-\lambda^{M^*}(X)}$, where $\lambda^{M^*}(X)$ is the equilibrium value of the asymmetric information economy. Then prices and allocations of the symmetric-information-with-taxes and the asymmetric information economies are identical.*

By Proposition 4, the distortionary effect of having a proportion λ^M of lemons in the market is exactly equivalent to the one that would result from a tax at the rate $\tau = \frac{\lambda^M}{1-\lambda^M}$. Moreover, asymmetric information gives all entrepreneurs the possibility of earning $\lambda p k$ coconuts from selling lemons to others. This has an exact counterpart in the pro-rata redistribution of the government's revenue.

Chari et al. (2007) propose a way to decompose economic fluctuations into the movements of an efficiency wedge, a labour wedge, an intertemporal wedge and a government spending wedge. The implicit taxes that result from asymmetric information do not translate neatly into a single one of these wedges. They distort both the consumption-saving decision (resulting in an intertemporal wedge) and the allocation of investment across different entrepreneurs (resulting in an efficiency wedge). Furthermore, the model would have an intertemporal wedge even under symmetric information due to borrowing constraints and the fact that workers do not participate in asset markets.

It is reasonably simple to analyze the effects of exogenous changes in tax rates. This will be useful when looking at the economy with asymmetric information because Proposition 4 implies these are exactly isomorphic to the effects of endogenous changes in λ^M .

Lemma 5. *For any state X*

1. $\frac{dp}{d\tau} < 0$
2. $\frac{dA^M}{d\tau} < 0$
3. $\left. \frac{dK'}{d\tau} \right|_{\tau=0} < 0$

An increase in taxes increases the wedge between A^M and $\frac{\gamma}{p}$. Parts 1 and 2 of Lemma 5 establish that this increase in the wedge manifests itself through *both* lower returns for Buyers and lower prices for Sellers. Both of these effects tend to lower capital accumulation. In addition, taxes have the effect of redistributing resources from Buyers and Sellers to all entrepreneurs, including Keepers. As with any tax, the relative incidence on Buyers and Sellers depends on elasticities. For small enough τ , the elasticities of supply and demand are mechanically linked, as the density of marginal Buyers, $f(A^M)$, approaches that of marginal Sellers, $f\left(\frac{\gamma}{p}\right)$. Part 3 of Lemma 5 establishes that in this case the redistributive effect always goes against the higher- A agents, reinforcing the effect of lower capital accumulation.¹⁴

¹⁴For τ away from zero, it is possible to construct counterexamples where $f\left(\frac{\gamma}{p}\right)$ is much higher than $f(A^M)$,

4.4 Comparative statics and aggregate shocks

The equilibrium conditions derived in section 4.1 are static. This feature is a consequence of assuming that entrepreneurs have log preferences, no labour income and a single asset to invest in. This simplifies the analysis of the effects of aggregate shocks. In particular, it implies that shocks will have the same effects whether or not they are anticipated. Thus by answering the comparative statics question “how would the features of the model change if a parameter were different?” one also answers the impulse response question “how would the economy respond to a shock to one of the parameters?”

Consider first the effects of a productivity shock. It makes a difference in this model whether the shock affects primarily the coconut-producing capacity of the economy or its project-producing capacity. Suppose first that there is a proportional shock to coconut-productivity. This would affect the equilibrium conditions through its effect on the marginal product of capital $r = Y_K$. Its effects can therefore be understood through comparative statics with respect to r .

Proposition 5. *If in equilibrium $p^* > 0$ then*

1. p^* is increasing in r .
2. Under Assumption 1, A^{M^*} is decreasing in r .
3. λ^{M^*} is decreasing in r .
4. Under Assumption 1, $\frac{K'}{K}$ is increasing in r

Favourable shocks will mean that entrepreneurs receive higher current dividends and hence hold a larger number of coconuts. Other things being equal, entrepreneurs would want to save a fraction β of the additional coconuts. Sellers and Keepers would do so through physical investment but Buyers would attempt to buy more projects, thus bidding up the price (part 1) and lowering returns (part 2). Note that it is not productivity per se that matters but rather the effect of the productivity shock on current dividends. A similar effect would result, for instance, if there was a temporary shock to the capital share of output leaving total output unchanged or simply a helicopter drop of coconuts from outside the economy. Part 3 of Proposition 5 has the important implication that the severity of the lemons problem, as measured by the equivalent tax wedge $\tau = \frac{\lambda^M}{1-\lambda^M}$ will respond to aggregate shocks. Higher prices persuade marginal Keepers to sell their nonlemons and therefore a favourable shock to the coconut-producing capacity of the economy will alleviate the lemons problem.

so supply is much more elastic than demand. In this case it is possible for Sellers to be net beneficiaries of redistribution, so taxes can conceivably increase capital accumulation. Working in the opposite direction is the fact that the direct marginal distortion increases with τ .

Turn now to an investment-productivity shock. This can be represented as a proportional change in the investment opportunity of every entrepreneur, from A to ϕA , so that the distribution of A becomes F' , where $F'(A) = F\left(\frac{A}{\phi}\right)$.

Proposition 6.

1. λ^{M*} is decreasing in ϕ .
2. Under Assumption 1, $\frac{K'}{K}$ is increasing in ϕ

Proposition 6 implies that higher productivity in the project-producing sector also alleviates the lemons problem. In this case, the effect comes from the supply side rather than the demand side. Because physical investment has become more attractive, marginal Keepers decide to sell their nonlemons, improving the mix of projects.

Propositions 5 and 6 jointly show that positive shocks lessen financial market wedges and negative shocks worsen them. Liquidity, as measured by (the inverse of) the size of these wedges, is procyclical.

For negative shocks, the adverse selection effect can be sufficiently strong to lead to a complete shutdown of financial markets.

Proposition 7.

1. If

$$\max_p A^M(p) < \frac{\gamma(1-\beta)}{r\beta} \tag{24}$$

then the market shuts down

2. *Sufficiently large negative shocks to coconut-productivity or project-productivity lead to market shutdowns*

When r is low, entrepreneurs have very few coconuts for each project they own. This raises the return that is needed to entice Buyers to choose k' above the kink in figure 3. When project-productivity is low, the measure of entrepreneurs who are willing to sell nonlemons at any given price becomes low. λ^M increases, lowering returns. In either case, if there was symmetric information, in equilibrium asset prices would drop low enough to increase returns to the point where Buyers have sufficient demand to clear the market. With asymmetric information, however, the adverse selection effect places an upper bound on the return $A^M(p)$. If either kind of productivity is low enough, the return that would be needed to have positive demand for projects is higher than this upper bound and the market shuts down.

It is also possible to analyze shocks whose only effect is due to informational asymmetry. Consider a temporary increase in λ , compensated by an increase in K such that $(1-\lambda)K$

remains unchanged. This shock has no effect on the production possibility frontier of the economy and, with symmetric information, would have no effect on allocations. With asymmetric information, the fact that there are more lemons mixed in with the nonlemons makes a difference.

Proposition 8. *An simultaneous increase in λ and K that leaves $(1 - \lambda)K$ unchanged increases λ^{M*}*

The increase in λ^{M*} that results from this type of shock is equivalent to an increase in taxes, so the results in Lemma 5 regarding the effects on asset prices, rates of return and capital accumulation can be applied directly.

One interpretation of this type shock may be the following. Suppose every period entrepreneurs receive an endowment of $\Delta_\lambda K$ useless lemons, so the total number of lemons is $(\lambda + \Delta_\lambda)K$ rather than λK . However, in ordinary times it is possible to tell apart the endowment-lemons from the nonlemons, so their existence is irrelevant. A shock to λ of the kind described above is equivalent to entrepreneurs losing the ability to detect endowment-lemons, a form of deterioration of information. Effects of this sort will play a role in section 5 where I make the quality of information endogenous.

The endogenous response of liquidity has the important consequence of amplifying the response of the economy to exogenous shocks. To show this, I compare the responses of economies with symmetric and asymmetric information to the same exogenous shock. In order to make sure that the economies are otherwise identical, I assume that in the symmetric information economy there are (fixed) taxes on transactions at a rate such that, absent the shock, prices and allocations in both economies would be exactly the same. Denote equilibrium variables in both economies by the superscripts SI and AI respectively.

Proposition 9.

1. $\frac{dp^{AI}}{dr} > \frac{dp^{SI}}{dr}$
2. $\frac{dA^{M,SI}}{dr} < \frac{dA^{M,AI}}{dr}$
3. $\frac{dK'^{AI}}{dr} > \frac{dK'^{SI}}{dr}$ for λ small enough

Proposition 9 implies that, in response to a productivity shock which increases r , asymmetric information amplifies the rise in asset prices, moderates the drop in rates of return and amplifies the increase in the rate of capital accumulation compared to the symmetric information benchmark.

The idea that asset prices may affect productive but financially constrained agents and that this can amplify shocks is of course not new. What is newer to this model is that, rather than

being a fixed parameter as in [Kiyotaki and Moore \(2005, 2008\)](#), the degree of illiquidity of assets itself responds to shocks, which is a related but slightly different channel and is consistent with the evidence in [Eisfeldt and Rampini \(2006\)](#).

One related prediction of the model is that, because in recessions financial markets work less well, firms (in the model, entrepreneurs) will rely less on them. Thus in recessions they will finance a higher proportion of their investment with retained earnings and in expansions they will rely more on external financing (in the model, selling old projects) in expansions. This is in contrast to some other models of financial frictions. For instance, in [Bernanke and Gertler \(1989\)](#), the key to the “financial accelerator” mechanism is that in good times firms have abundant retained earnings and therefore need to rely *less* on outside financing.

4.5 Simulations

In this section I compute dynamic examples of the response of the economy to shocks. In order to highlight the role of asymmetric information, I compare the impulse responses to those of an economy with a fixed level of taxes on financial transactions such that steady state allocations are identical.

While I choose parameter values that are close to those used in quantitative models, the spirit of the exercise is to illustrate the mechanisms underlying the results stated above and give a rough idea of the potential magnitudes rather than to constitute a quantitatively precise simulation.

Parameter	Value
β	0.94
γ	.95
λ	0.05
$F(A)$	Gamma distribution with $\mathbb{E}(A) = 1$ and $std(A) = 1.75$
Y	$Z[(1 - \lambda)K]^\alpha L^{1-\alpha}$ with $\alpha = 0.4$
L	1
Z	1

Table 1: Parameter values used in simulations

The production function is a standard Cobb-Douglas. The length of the period is approximately one year. The value of λ is low to make sure that markets do not shut down in steady state. The values of β and γ lead to a steady-state investment-to-GDP ratio of 0.15 and a depreciation rate of 0.1. Under these parameters, Assumption 1 holds in the relevant range where equilibria take place.

In all cases I assume the economy begins at a steady state and is hit by a shock at $t = 3$. The first exercise is to simulate a productivity shock in the consumption goods sector lasting

a single period. Panel 2 of figure 4 shows the response of output to the TFP shock. It rises

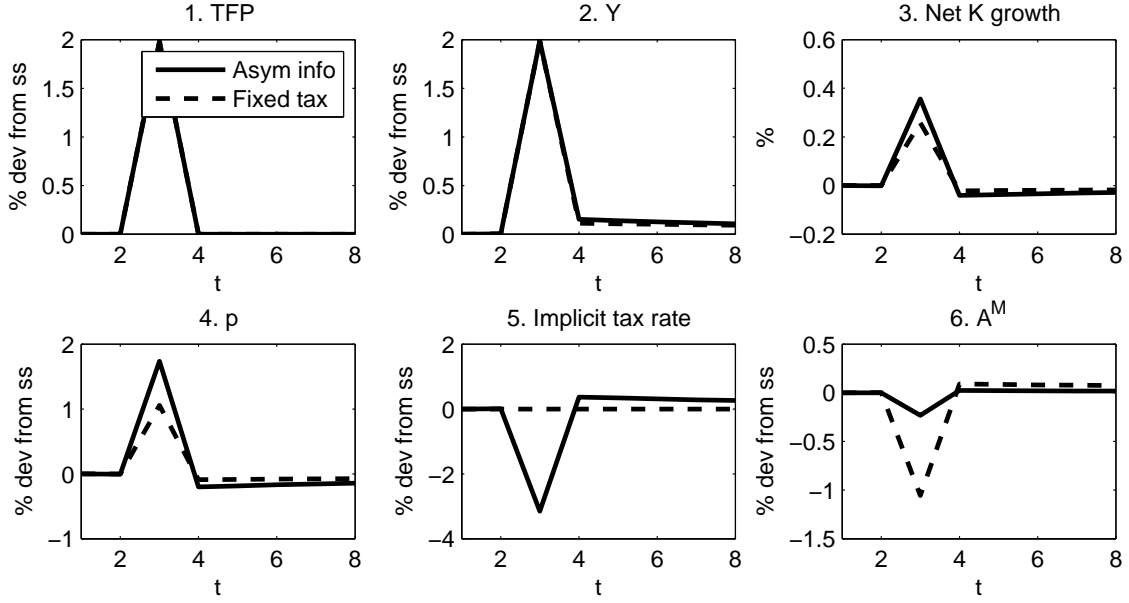


Figure 4: Transitory productivity shock in the consumption goods sector

mechanically at the time of the shock and remains slightly above steady state because of capital accumulation. Panel 3 shows how capital accumulation responds to the shock, illustrating the amplifying effect of asymmetric information. Panel 4 illustrates the response of asset prices. Because the increase in the marginal product of capital increases the supply of savings, these would rise even with symmetric information; they rise even more because of the selection effect. The response of the implicit tax rate is shown on panel 5. Panel 6 shows the response of market rates of return. The increase in the supply of savings drives them down, but selection effects moderate the effect. After the shock is over at $t = 4$, the marginal product of capital is slightly below its steady state level due to diminishing marginal product, so the effects are reversed.

If the productivity shock followed an AR(1) process (with persistence of 0.9), the effects would be similar to the nonpersistent shock. The main difference is that output in the asymmetric information economy remains above that of the fixed-tax economy for longer due to the sum of several periods of more capital accumulation.

The next exercise is to simulate a productivity shock in the investment sector, i.e. a shift in $F(A)$ of the kind considered in Proposition 6, lasting only one period. The most interesting difference compared to the standard TFP shock lies in the response of A^M and p . The increase in investment-productivity means that more entrepreneurs wish to sell their assets to obtain financing. Even with symmetric information, this raises market returns, as shown on panel 6 of figure 6. The selection effect means that this is even stronger with asymmetric information. With symmetric information, the increase in the supply of assets necessarily lowers asset prices,

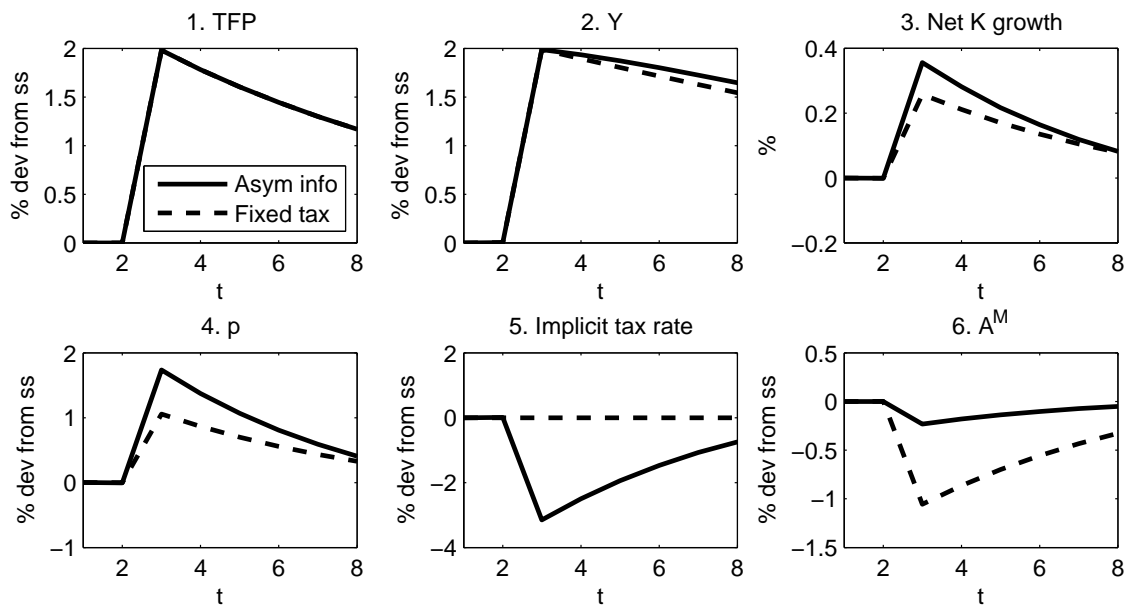


Figure 5: AR(1) productivity shock in the consumption goods sector

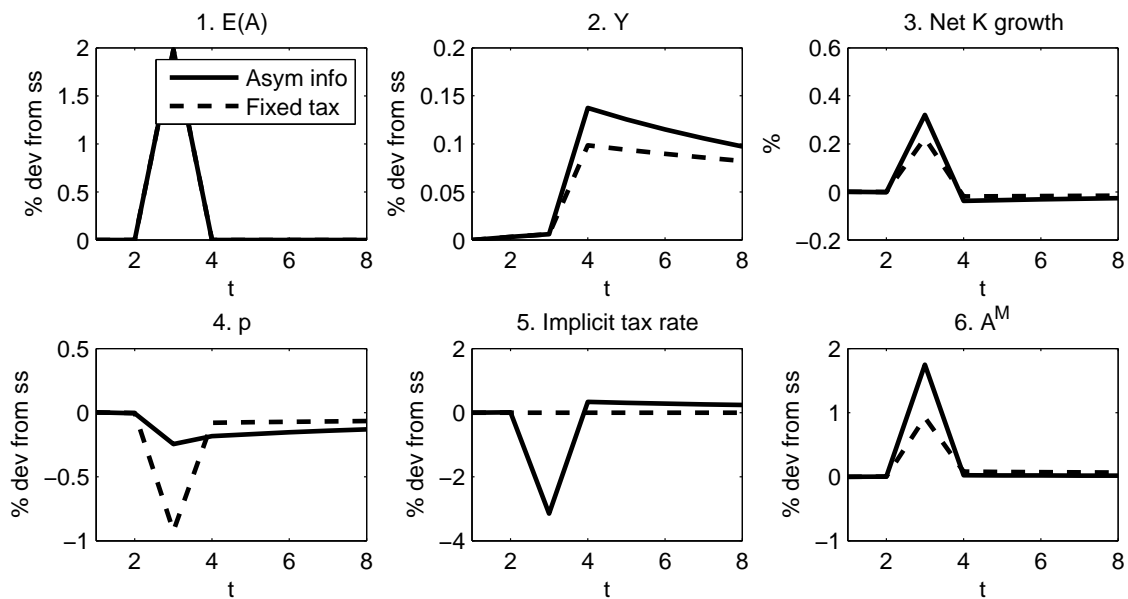


Figure 6: Transitory productivity shock in the investment sector

as shown on panel 4. With asymmetric information the increase in the proportion of nonlemons moderates the effect, and for some parameter values could even reverse it.

5 Informative signals and learning

In section 4 I made the extreme assumption that potential buyers do not know anything about an individual project. In reality there are many sources of information about assets that potential buyers may consult, such as financial statements and analyst reports. All of these are imperfect and the degree to which a prospective buyer finds them informative may depend on his expertise with that particular kind of information. In this section I extend the model by introducing both imperfect signals of project quality and the learning process by which expertise in interpreting them is developed. I then examine how the learning process makes shocks propagate through the economy.

The structure of information is as shown in figure 7.

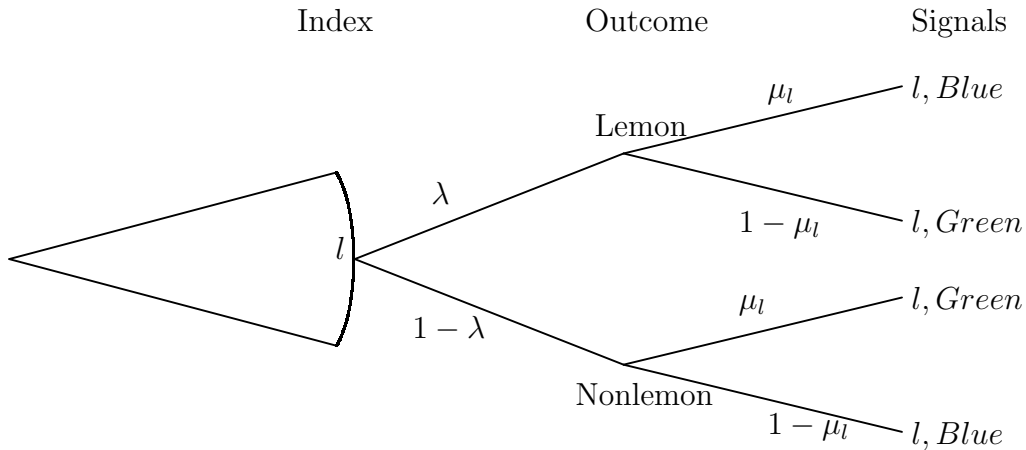


Figure 7: Information structure

Each project receives a random index l uniformly distributed in $[0, 1]$. After it has either become a lemon or not it emits a publicly observable message $s \in \{Blue, Green\}$.¹⁵ A vector μ governs the conditional probability of emitting each of the two messages for a given index l ; $\mu_l \equiv \Pr[s = Blue|l, Lemon] = \Pr[s = Green|l, Nonlemon]$. The index l , as well as the messages *Blue* or *Green* are publicly observable, so a signal consists of a pair $l, s \in [0, 1] \times \{Blue, Green\}$.

The amount of information that a signal l, s conveys about project quality depends on μ_l . If $\mu_l = \frac{1}{2}$, then the signals are completely uninformative, whereas if $\mu_l = 1$ or $\mu_l = 0$, then

¹⁵To abstract from issues of strategic release of information, I assume that both the index l and the message s are beyond the entrepreneur's control.

they perfectly communicate the project’s quality. In general, the quality of information (as measured for instance by the mutual information) is a monotonic function of $|\mu_l - \frac{1}{2}|$.

Signals have the effect of segmenting the market into a continuum of separate submarkets, with prices $p_{l,s}$ and proportions of lemons $\lambda_{l,s}^M$. Denote the price vector by $p = \{p_{l,s}\}_{l=[0,1],s=B,G}$ and the lemons-proportion vector by $\lambda^M = \{\lambda_{l,s}^M\}_{l=[0,1],s=B,G}$. Entrepreneurs might decide to sell their nonlemons when they fall into certain l, s submarkets but not others¹⁶ and may also decide which submarkets to buy from.

The index l represents the different pieces of information that a firm can issue in any given period: its financial statements, news about a labour dispute, consumer reports about its products, etc. The message s represents the actual content of that piece of information, such as “the product ranks third in the industry in customer satisfaction” or “market share increased from 17% to 22% in the past year but profit margins declined”. Potential buyers may use the signals to infer the probability that a given project is a lemon.

In reality, inferring the true value of a project on the basis of such information is a difficult task. A firm that increases market share at the expense of profit margins could be healthy (a nonlemon) if building market share is valuable because customers in that market are loyal or it could be struggling (a lemon) if market share increased due to low prices while costs are increasing. If investors are inexperienced they will find it difficult to assess which of these explanations is more likely and will therefore find the signal relatively uninformative. Instead, experienced investors will have observed firms in this industry increase market share at the expense of profits several times in the past and will know how frequently this turned out successfully. They may have to worry, however, about whether their experience continues to be relevant or whether changes in the environment have rendered it obsolete.

I model this tension by assuming that the vector μ , which governs the correct interpretation of the signals, changes over time and at any point in time entrepreneurs do not know its true value. Formally, assume that for each l , $\mu_{l,t}$ follows an independent two-state Markov process, taking values $\bar{\mu} > \frac{1}{2}$ and $1 - \bar{\mu}$, with switching probability $\sigma < \frac{1}{2}$. Entrepreneurs do not directly observe the value of μ_t , but must instead infer it from observing past projects. After each period, they observe a sample of size N_l of signal-outcome pairs for each index l . Each observation consists of the signal the project issued plus whether it turned out to be a lemon or not. Denote the entire set of samples by the random variable χ .

By observing χ , after every period entrepreneurs will form updated beliefs about the true value of μ . Since all entrepreneurs observe χ , beliefs will be common to all of them. Beliefs about each $\mu_{l,t}$ are given by distributions $B_{l,t}$ in $[0, 1]$ with mean $\hat{\mu}_{l,t}$. Given that the Markov

¹⁶Assume they are sufficiently well diversified that, at the level of the individual entrepreneur, their holdings of projects are uniformly distributed across l and the proportion of messages *Blue* and *Green* for each l is given by μ_l .

processes for $\mu_{l,t}$ are independent, beliefs will be such that the $B_{l,t}$ distributions are independent. Denote the overall beliefs by the joint distribution B_t . The size of the sample they observe, N_l , will determine how precise these beliefs are.

I assume N_l is random and follows a Poisson distribution with mean

$$\omega_l = [f_l \omega_S + (1 - f_l) \omega_K] \quad (25)$$

where f_l is the fraction of l -indexed projects which have been sold in the period and ω_S and ω_K are parameters, with $\omega_S > \omega_K$. Equation (25) says that, for each project, there is a Poisson probability that the market finds out what happened to it. This probability is higher for projects that were sold than for projects that were kept by their owner.

The rationale for the assumption that $\omega_S > \omega_K$ is that firms that raise funds from the market usually provide investors with much more detailed information about their financial condition than those that do not, both at the time of raising funds and thereafter. Part of this is due to legal reasons, such as reporting requirements for publicly held companies, and part may be because firms are purposefully attempting to alleviate the lemons problem. The information that investors observe after investing gives them feedback about how accurate their assessment of the firm was at the time they decided whether to invest in it. Furthermore, it is not sufficient that information exist, someone must take the trouble to analyze it order to learn from it. The main reason someone would do that is to help them decide whether to trade. When the volume of trade decreases, the amount of attention paid to analyzing information is likely to decrease as well. Anecdotal evidence certainly suggests that this is the case. To take just one example, the investment bank Paribas laid off its entire Malaysian research team in 1998 in response to reduced business during the Asian crisis.¹⁷

As is standard in rational expectations equilibria, I assume that in addition to χ , agents are able to observe prices and, if these are informative about the function μ , they can simultaneously update their beliefs and adjust their demand accordingly.¹⁸ They are not, however, able to observe the quantity of projects traded in any given submarket. Furthermore, they do not learn μ from observing the signals emitted by the lemons and nonlemons in their own portfolio of projects.¹⁹

In order to formulate the entrepreneur's problem, I expand the state variable in the economy to include beliefs B , so $X = \{Z, \Gamma, B\}$. Taking the process for X as given, an entrepreneur

¹⁷ *Wall Street Journal*, October 26, 1998.

¹⁸ It will turn out that prices are not informative about μ , see Lemma 8 below.

¹⁹ This may seem inconsistent with the fact that they are fully diversified. However, full diversification can be achieved by holding a countably infinite number of projects. Learning the true μ_l for a countable number of indices l would provide information about a zero-measure subset of submarkets.

solves:

$$V(k, A, X) = \max_{c, k'(\mu), i, s_{L,l,s}(\mu), s_{NL,l,s}(\mu), d_{l,s}} [u(c) + \beta \mathbb{E}[V(k'(\mu), A', X') | X, p(X, \mu)]] \quad (26)$$

s.t.

$$c + i + \int_0^1 \sum_s p_{l,s}(X, \mu) [d_{l,s} - (s_{L,l,s}(\mu) + s_{NL,l,s}(\mu))] dl \leq (1 - \lambda) r(X) k$$

$$k'(\mu) = \gamma \left[(1 - \lambda) k + \int_0^1 \sum_s [(1 - \lambda_{l,s}^M(X, \mu)) d_{l,s} - s_{NL,l,s}] dl \right] + Ai$$

$$i \geq 0, d_{l,s} \geq 0$$

$$s_{L,l,B} \in [0, \lambda \mu_l k], s_{L,l,G} \in [0, \lambda (1 - \mu_l) k]$$

$$s_{NL,l,B} \in [0, (1 - \lambda) (1 - \mu_l) k], s_{NL,l,G} \in [0, (1 - \lambda) \mu_l k]$$

Notice that the entrepreneur does not know λ^M because how many lemons end up in each submarket depends on the true $\mu_{l,s}$, which is unknown to the entrepreneur. In case $d_{l,s}$ is positive for some submarket l, s , then $\lambda_{l,s}^M$ determines how many nonlemons the entrepreneur obtains from that purchase. Therefore the value of k' that the entrepreneur will achieve depends on μ and the entrepreneur may have uncertainty about it. Expectations about the future, including future beliefs and k' are formed knowing the current state X and any information the current prices provide about current μ .

Definition 2. *A recursive equilibrium with signals consists of prices $\{p(X, \mu), r(X), w(X)\}$; market proportions of lemons $\lambda^M(X, \mu)$; laws of motion $\Gamma'(X, \mu)$ and $B'(X, \mu, \chi)$ and associated transition density $\Pi(X'|X)$; a value function $V(k, A, X)$ and decision rules $\{c^w(X), c(k, A, X), k'(k, A, X; \mu), i(k, A, X), s_{L,l,s}(k, A, X; \mu), s_{NL,l,s}(k, A, X; \mu), d_s(k, A, X; \mu)\}$ such that (i) factor prices equal marginal products: $w(X) = Y_L(X)$, $r(X) = Y_K(X)$; (ii) workers consume their wage $c^w(X) = w(X)$; (iii) $\{c(k, A, X), k'(k, A, X; \mu), i(k, A, X), s_{L,l,s}(k, A, X; \mu), s_{NL,l,s}(k, A, X; \mu), d_{l,s}(k, A, X; \mu)\}$ and $V(k, A, X)$ solve program (26) taking $p(X; \mu)$, $r(X)$, $\lambda^M(X; \mu)$ and $\Pi(X'|X)$ as given; (iv) each submarket l, s clears: $S_{l,s}(X; \mu) \geq D_{l,s}(X; \mu)$, with equality whenever $p_{l,s}(X; \mu) > 0$; (v) in each market the proportion of lemons is consistent with individual selling decisions: $\lambda_{l,s}^M(X; \mu) = \frac{S_{L,l,s}(X; \mu)}{S_{l,s}(X; \mu)}$; (vi) the law of motion of Γ is consistent with individual decisions: $\Gamma'(k, A)(X) = \int_{k'(\tilde{k}, \tilde{A}, X) \leq k} d\Gamma(\tilde{k}, \tilde{A}) F(A)$ and (vii) beliefs evolve according to Bayes' rule.*

Notice one subtlety about the definition of equilibrium. Consistent with the assumption that Buyers do not know μ , program (26) does not allow the choice of $d_{l,s}$ to depend on the realization of μ . However, in general program (26) may have many solutions if Buyers are indifferent between buying from different submarkets (making demand a correspondence

rather than a function). If demand is indeed a correspondence, the definition of equilibrium allows $D(X; \mu)$ to take any value in that correspondence, possibly one that depends on μ . This corresponds to assuming that, when Buyers are indifferent, demand adjusts to meet supply.

I characterize the equilibrium in two steps. I first take as given the laws of motion for beliefs and find equilibrium prices and quantities and then describe the evolution of beliefs.

5.1 Equilibrium Conditions Given Beliefs

The solution to the entrepreneur's problem can be found in the same way as in section 4.1. Entrepreneurs will sell their nonlemons into submarket l, s iff $A > \frac{\gamma}{p_{l,s}}$, so

$$\lambda_{l,s}^M(p_{l,s}, \mu_l) = \frac{\lambda_{l,s}(\mu_l)}{\lambda_{l,s}(\mu_l) + (1 - \lambda_{l,s}(\mu_l)) \left(1 - F\left(\frac{\gamma}{p_{l,s}}\right)\right)} \quad (27)$$

where $\lambda_{l,s}(\mu_l)$, given by

$$\begin{aligned} \lambda_{l,B}(\mu_l) &\equiv \Pr[Lemon|l, Blue] = \frac{\lambda\mu_l}{\lambda\mu_l + (1 - \lambda)(1 - \mu_l)} \\ \lambda_{l,G}(\mu_l) &\equiv \Pr[Lemon|l, Green] = \frac{\lambda(1 - \mu_l)}{\lambda(1 - \mu_l) + (1 - \lambda)\mu_l} \end{aligned} \quad (28)$$

is the probability that a project is a lemon given that it has emitted signal l, s .

The return obtained by Buyers who purchase from market l, s is

$$A_{l,s}^M(p_{l,s}, \mu_l) = \frac{\gamma}{p_{l,s}} (1 - \lambda_{l,s}^M(p_{l,s}, \mu_l)) \quad (29)$$

and it is uncertain for a Buyer because it depends on the true μ_l .

Lemma 6. *Given any beliefs B_l about μ_l , define $\hat{\lambda}_{l,s} \equiv \Pr[Lemon|l, s, B_l]$*

1. $\hat{\lambda}_{l,s} = \lambda_{l,s}(\hat{\mu}_l)$
2. $\mathbb{E}[A_{l,s}^M(p_{l,s}, \mu_l|B_l)] = A_{l,s}^M(p_{l,s}, \hat{\mu}_l)$

The binary structure of both signals and project quality means that the mean of beliefs about μ_l is a sufficient statistic for the problem that Buyers care about, which is inferring project quality from a given signal. This further implies that the expected return from buying in submarket l, s can be found by simply replacing $\hat{\mu}_l$ instead of μ_l in (29). Furthermore, it means the distribution of $\hat{\mu}_l$ s across indices l contains all the relevant information about beliefs. Denote that distribution by H , i.e. let $H(m) \equiv \Pr[\hat{\mu}_l \leq m]$.

Given that there is a continuum of submarkets and beliefs for each submarket are independent, Buyers are able to diversify away all the risk due to realizations of μ (and it will be optimal for them to do so) and will only care about the expected return when deciding whether to buy from submarket l, s . The marginal Buyer must be indifferent between buying in any submarket or investing on his own. Denoting his investment opportunity by A^* , this implies that for every l, s

$$A_{l,s}^M(p_{l,s}, \hat{\mu}_l) \leq A^*, \text{ with equality if } p_{l,s} > 0 \quad (30)$$

If $A_{l,s}^M(p_{l,s}, \hat{\mu}_l) < A^*$ for all $p_{l,s}$ then the l, s market shuts down and the only solution to (30) is $p_{l,s} = 0$. This will be the case when $\hat{\lambda}_{l,s}$ is sufficiently high, either because the signal l, s is negative or because λ is high and the signal is uninformative. When signals are sufficiently good (for instance, when $s = \textit{Green}$ and $\hat{\mu}_l$ is close to 1), there will be a positive solution to (30).

General equilibrium is found by equating total spending on buying projects TS (derived from Buyers' consumption-savings problem) with total revenue from selling them TR (derived from the arbitrage condition between selling and keeping projects). Market clearing therefore requires

$$ED(p, A^*) \equiv TS(p, A^*) - TR(p) = 0 \quad (31)$$

where

$$TS(p, A^*) = K \left[\beta \left[\lambda \int_0^1 [\mu_l p_{l,B} + (1 - \mu_l) p_{l,G}] dl + (1 - \lambda) r \right] - \frac{(1 - \beta)(1 - \lambda)\gamma}{A^*} \right] F(A^*) \quad (32)$$

and

$$TR(p) = K \int_0^1 \left[\begin{array}{l} p_{l,B} \left[\lambda \mu_l + (1 - \lambda)(1 - \mu_l) \left(1 - F\left(\frac{\gamma}{p_{l,B}}\right) \right) \right] + \\ p_{l,G} \left[\lambda(1 - \mu_l) + (1 - \lambda)\mu_l \left(1 - F\left(\frac{\gamma}{p_{l,G}}\right) \right) \right] \end{array} \right] dl \quad (33)$$

Given beliefs, conditions (30) and (31) are sufficient to characterize equilibrium prices for any given state. Given prices, the rest of the equilibrium objects can be derived straightforwardly from the entrepreneur's problem. Note, however, that there could be multiple solutions to equation (30) and the definition of equilibrium does not select between them. Denote the highest solution to (30) by $p_{l,s}(A^*)$ and the vector of such solutions by $p(A^*)$. I call an equilibrium *robust* if prices satisfy $p(X, \mu) = p(A^*)$.²⁰

Mild regularity conditions ensure that there exists a unique price vector that satisfies the conditions for a robust equilibrium.

Lemma 7. *If H is continuous, then there is a unique solution to $ED(p(A^*), A^*) = 0$.*

²⁰Under Assumption 1, the solution to (30) is always unique. Otherwise, the focus on the highest solution is justified by the fact the otherwise Buyers could improve their returns by raising prices. See Appendix A for a discussion of this case.

Lemma 7 states that there is a unique equilibrium in which it is never the case that Buyers would prefer higher prices, without requiring Assumption 1 or allowing for rationing in the definition of equilibrium. Uniqueness is guaranteed because $ED(p(A^*), A^*)$ is monotonic. Existence requires the assumption that H be continuous. A small change in A^* can lead to a discrete shutdown of a particular submarket, but continuity implies that each submarket is small so the excess demand function is continuous and must intersect zero at some point. A similar argument can be found in Riley (1987).

5.2 Evolution of Beliefs

As mentioned above, entrepreneurs can potentially learn about μ from two sources: observing prices and observing samples from past projects. I first show that there exists an equilibrium where prices do not reveal information and then describe how entrepreneurs learn from experience.

Lemma 8. *There exists a recursive rational expectations equilibrium with signals such that $p(X, \mu)$ does not depend on μ .*

μ affects how many lemons and nonlemons end up in each submarket and therefore affects the supply of projects in each submarket. However, because there is a continuum of submarkets, demand in each of them is perfectly elastic and these supply realizations have no effect on each submarket's price and cancel out in the aggregate. Hence entrepreneurs do not learn about μ from observing prices and knowing their initial beliefs, summarized by H , is sufficient to compute equilibrium prices and allocations in any given state.²¹

The evolution of H is determined by the learning process. After each period, entrepreneurs use observations of samples from that period to update beliefs. For each l , these beliefs can be summarized by a single number, $b_{l,t} \equiv \Pr[\mu_{l,t} = \bar{\mu}]$. $\hat{\mu}_{l,t}$ is simply given by

$$\hat{\mu}_{l,t} = b_{l,t}\bar{\mu} + (1 - b_{l,t})(1 - \bar{\mu})$$

It is useful to analyze the updating of $b_{l,t}$ in three steps. First, since the number of l -indexed projects actually sold (and therefore ω_l) depends on the true value of μ_l , the number of signals itself is a source of information.²² Second, given N_l , each observation can be treated as a Bernoulli trial, where observing *Blue, Lemon* or *Green, Nonlemon* is a success, which happens with probability μ_l , and observing *Blue, Nonlemon* or *Green, Lemon* is a failure, which happens with probability $1 - \mu_l$. Third, entrepreneurs take into account that μ_l may have changed

²¹I leave aside the question of whether there are other equilibria where revealing prices are self-fulfilling.

²²Quantitatively, this source of information is negligible compared to the information derived from the actual content of the signals

between t and $t + 1$. The solution to this filtering problem can be found analytically. After observing n_l successes out of N_l observations, $b_{l,t+1}$ is given by:

$$b_{l,t+1} = \frac{(1 - \sigma) \bar{\mu}^{n_l} (1 - \bar{\mu})^{N_l - n_l} (\omega_{l\bar{\mu}})^{N_l} e^{-\omega_{l\bar{\mu}}} b_{l,t} + \sigma (1 - \bar{\mu})^{n_l} \bar{\mu}^{N_l - n_l} (\omega_{l1-\bar{\mu}})^{N_l} e^{-\omega_{l1-\bar{\mu}}} (1 - b_{l,t})}{\bar{\mu}^{n_l} (1 - \bar{\mu})^{N_l - n_l} (\omega_{l\bar{\mu}})^{N_l} e^{-\omega_{l\bar{\mu}}} b_{l,t} + (1 - \bar{\mu})^{n_l} \bar{\mu}^{N_l - n_l} (\omega_{l1-\bar{\mu}})^{N_l} e^{-\omega_{l1-\bar{\mu}}} (1 - b_{l,t})} \quad (34)$$

where $\omega_{l\bar{\mu}}$ and $\omega_{l1-\bar{\mu}}$ denote the values of ω_l when μ_l takes the values $\bar{\mu}$ and $1 - \bar{\mu}$ respectively.

In order to interpret equation (34), consider the extreme case in which $\omega_l = 0$ (which implies $N_l = 0$), i.e. entrepreneurs do not observe anything regarding index l . In this case,

$$b_{l,t+1} = (1 - \sigma) b_{l,t} + \sigma (1 - b_{l,t})$$

so b_l (and therefore $\hat{\mu}_l$) moves towards $\frac{1}{2}$, meaning that signals at $t + 1$ are less informative than they were at t . The reason for this is that, because there is always a possibility that the signal structure might change, not learning anything about index l for one period means that the agents' understanding of the information structure has become less precise. Experience is a form of intangible capital, and can depreciate. Conversely, suppose that the realized value of N_l is very large. The law of large numbers implies that the number of Bernoulli successes observed will be close to the true $\mu_{l,t}$ with high probability. In the limit, agents will know $\mu_{l,t}$ exactly and $b_{l,t+1}$ approaches $1 - \sigma$ or σ . For intermediate cases, equation (34) implies that b_l will move towards $\frac{1}{2}$ whenever (i) $|b_{l,t} - \frac{1}{2}|$ is large (mean reversion); (ii) few signals are observed (experience becomes outdated) or (iii) $\frac{n_l}{N_l}$ is close to $\frac{1}{2}$ (different observations conflict with each other).

The evolution of $\hat{\mu}_l$ for each individual l will in general depend on the realizations of the true μ_l . However, the following lemma establishes that it is possible to characterize the distribution of next-period mean beliefs H' without knowing the true realized μ .

Lemma 9. *H' is a deterministic function of X*

By Lemma 9, the realized value of μ in any given state is irrelevant not only for the determination of prices and allocations in that state, but also for the learning process. This makes it possible to characterize the entire dynamic path of the economy by keeping track of H , aggregate capital K and productivity Z , without any reference to realized μ at all.

Computationally, the only complication is the need to carry the infinite-dimensional state variable H and compute its transition density. However, H itself can be well approximated by a finite grid and its transition density computed by simulation. The fact that prices and quantities can be found statically means there is no need to compute the entrepreneur's value function.

5.3 Persistence

It is straightforward to verify that, taking H as given, the comparative statics of the economy with signals regarding the response to shocks are the same as those in the economy without signals. In addition, learning introduces a dynamic feedback mechanism between activity in financial markets and the real economy. Suppose the economy suffers a negative productivity shock. This lowers r , which lowers demand, increases A^* and lowers asset prices. At these lower asset prices, marginal Sellers in each submarket become Keepers, lowering the number of transactions. Since $\omega_K < \omega_S$, equation (25) implies that the sample sizes from which entrepreneurs will learn about μ will be lower. Equation (34) then implies that this will lead to a distribution of beliefs H' that is more concentrated towards $\frac{1}{2}$, increasing the overall level of informational asymmetry as signals become less informative. This will affect asset prices, the amount of financial market activity, the amount of learning and capital accumulation in future periods. Thus temporary shocks can have long-lasting real effects. In fact, under certain conditions a temporary shock can lead to an arbitrarily long recession.

Consider the steady states of two otherwise identical economies, economy 0 with no signals and economy 1 with signals and endogenous learning. In economy 0, the steady state simply consists of a level of capital K_{ss}^0 such that $K' = K_{ss}^0$. In economy 1, the steady state is a level of capital K_{ss}^1 and a distribution of beliefs H_{ss}^1 such that $K' = K_{ss}^1$ and $H' = H_{ss}^1$. Denote the steady state levels of output in both economies by Y_{ss}^0 and Y_{ss}^1 . Suppose that the steady state in economy 0 is such that the market shuts down but in economy 1 there is a positive measure of submarkets with positive prices. Because economy 0 is like an economy with signals where $\hat{\mu}_l = \frac{1}{2}$ for all l , by continuity there exists a minimum number $\varepsilon_0 > 0$ such that if a single submarket had signals with informativeness $|\hat{\mu}_l - \frac{1}{2}| = \varepsilon_0$ the price in that market would be positive.

Proposition 10.

1. $Y_{ss}^1 > Y_{ss}^0$
2. Fix any integer $T > 0$ and real number $\delta > 0$. Suppose that, starting from steady state, economy 1 suffers a negative productivity shock lasting n periods. If

(a) The productivity shock is sufficiently large

(b)

$$n \in \left(\frac{\log(\bar{\mu} - \frac{1}{2}) - \log \varepsilon_0}{-\log(1 - 2\sigma)} - 1, \frac{\log K_{ss} - \log K_0}{-\log[\gamma(1 - \lambda)]} \right)$$

(c) ω_K is sufficiently small

then there is a $T' \geq T$ such that $|Y_{t+T'}^1 - Y_{ss}^0| < \delta$

Economy 1 will have a higher steady state capital stock and therefore output because financial markets function, at least partially, allowing high- A entrepreneurs to obtain financing and low- A entrepreneurs to obtain higher returns, both of which promote capital accumulation. A large enough negative shock will lead financial markets in economy 1 to shut down. ω_K close to zero means that it is very unlikely that entrepreneurs will observe the outcomes of projects that were not sold. Therefore a market shutdown will imply an almost complete interruption of the learning process and entrepreneurs' understanding of the information structure will deteriorate. If positive amounts of information are indispensable for trade and the shock lasts long enough, then when the shock is over financial market activity will not recover because the information needed to sustain it will have been destroyed. The bounds on n in the statement of the proposition ensure that the shock lasts long enough for knowledge to depreciate but not long enough so that the capital stock falls below the informationless steady state level. Reconstructing the stock of knowledge will require learning mostly from non-sold projects, and small sample sizes imply that this process will be slow. Hence the levels of output can remain close to those of the informationless steady state for a long time.

5.4 Simulations

In this section I compute examples of how the economy responds to various shocks, taking into account the endogenous learning process. The examples are intended as explorations of the effects that are possible in the model and rough indications of potential magnitudes rather than as quantitatively precise estimates. To highlight the role of learning, in each case I compare the impulse responses to those of an economy with no learning where H is fixed at its steady state value.

Parameter	Value
β	0.965
γ	2.14
λ	0.58
σ	0.25
$\bar{\mu}$	0.74
$F(A)$	Gamma distribution with $\mathbb{E}(A) = 1$ and $std(A) = 1.75$
Y	$Z[(1 - \lambda)K]^\alpha L^{1-\alpha}$ with $\alpha = 0.4$
ω_s	200
ω_K	0.04
L	1
Z	1

Table 2: Parameter values used in simulations

The parameter values I use differ from those in the simulations in section 4.5 because I wish to focus on economies where information is indispensable for trade, so that markets shut down when there is no information. I do this by choosing $\lambda = 0.58$, which makes lemons abundant and the asymmetric information problem severe. The length of the period is about a year. The values of β and γ lead to a steady-state investment-to-GDP ratio of 0.15 and a depreciation rate of 0.1. σ parameterizes the Markov process followed by μ_l . Define the half-life of that Markov process as the number of periods of no learning that it would take for $\mathbb{E}[\mu_l]$ to mean-revert half way back to $\frac{1}{2}$. A simple calculation shows that it is given by $-\frac{\log 2}{\log(1-2\sigma)}$. $\sigma = 0.25$ implies a half-life of 1 period. $\bar{\mu} = 0.74$ implies that the true correlation between signals an asset quality is quite high, so learning it well has the potential to greatly reduce informational asymmetry. ω_S and ω_K ensure that agents will have many observations to learn from when a submarket is open and very few when it is closed.

The first simulation is an illustration of Proposition 10. It turns out that in steady state learning $\mu_{l,t}$ very precisely provides sufficient information to sustain trade at $t+1$. Therefore an l such that the market is open at t will be open at $t+1$ with very high probability, making market openness close to an absorbing state. It is not quite absorbing because, due to the assumption that N_l is Poisson, there is always a small probability there will be few observations and $\hat{\mu}_l$ will move towards $\frac{1}{2}$. Due to the low value of ω_K , it is very likely that if a submarket shuts down at t , nothing will be learnt and it will remain shut at $t+1$, making shutdowns nearly absorbing as well.

Figures 8 and 9 illustrate the response of this economy to a negative 10% productivity shock taking place at $t = 2$ and lasting only one period, starting from steady state.

Begin with the evolution of H , shown in figure 9. It is initially highly concentrated at either $\hat{\mu}_l = (1 - \sigma)\bar{\mu} + \sigma(1 - \bar{\mu}) = 0.62$ (and symmetrically $\hat{\mu}_l = 0.38$), where markets are open or $\hat{\mu}_l = \frac{1}{2}$, where markets are shut. The shock is sufficiently large to shut down all markets for one period; in this period ω_l is close to zero for all markets, so $\hat{\mu}_l$ shifts towards $\frac{1}{2}$, according to equation (34). The distribution H becomes more concentrated around $\frac{1}{2}$, corresponding to less informative signals. This loss of information turns out to be sufficient to prevent most markets from reopening at $t = 3$ when the productivity shock is over. Hence the distribution H continues to concentrate towards $\frac{1}{2}$. Eventually the percentage of markets with $\hat{\mu}_l$ away from $\frac{1}{2}$ begins to recover as some observations emerge even from shut markets.

Panel 2 of figure 8 shows the response of output. The response to the initial shock at $t = 2$ is mechanical and is reverted at $t = 3$. Then the impact of increased informational asymmetry on capital accumulation is felt and output drops steadily for several periods. Thus the model is able to generate the long recessions following financial crises that have been documented by Cecchetti et al. (2009), Claessens et al. (2009) and Cerra and Saxena (2008). In this (admittedly extreme) example, output remains close to 5% below its steady state value for over

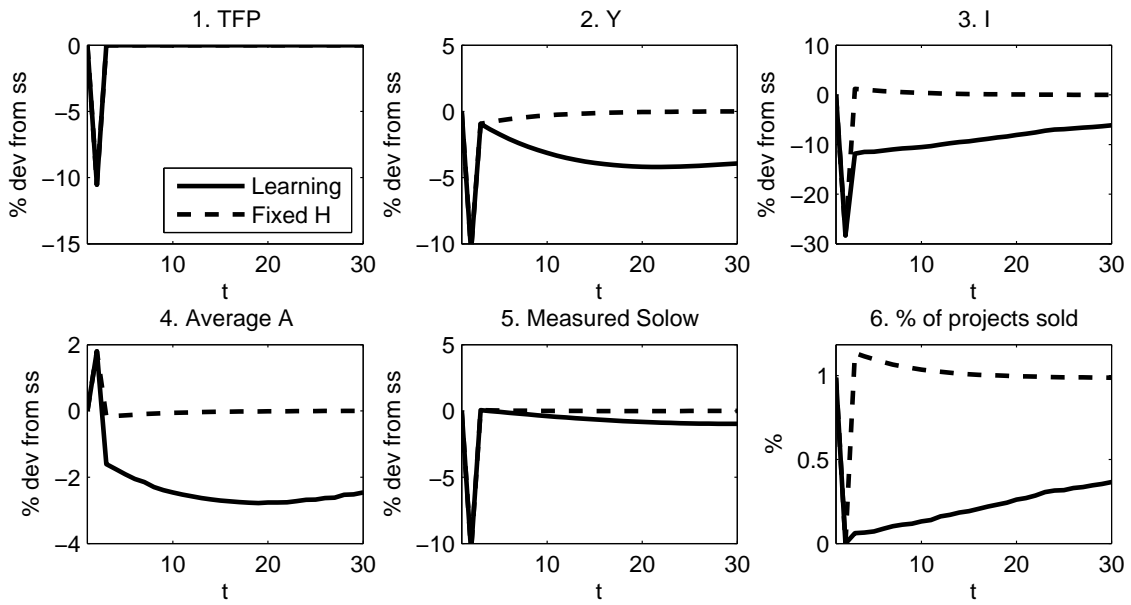


Figure 8: Transitory TFP shock that leads to market shutdown

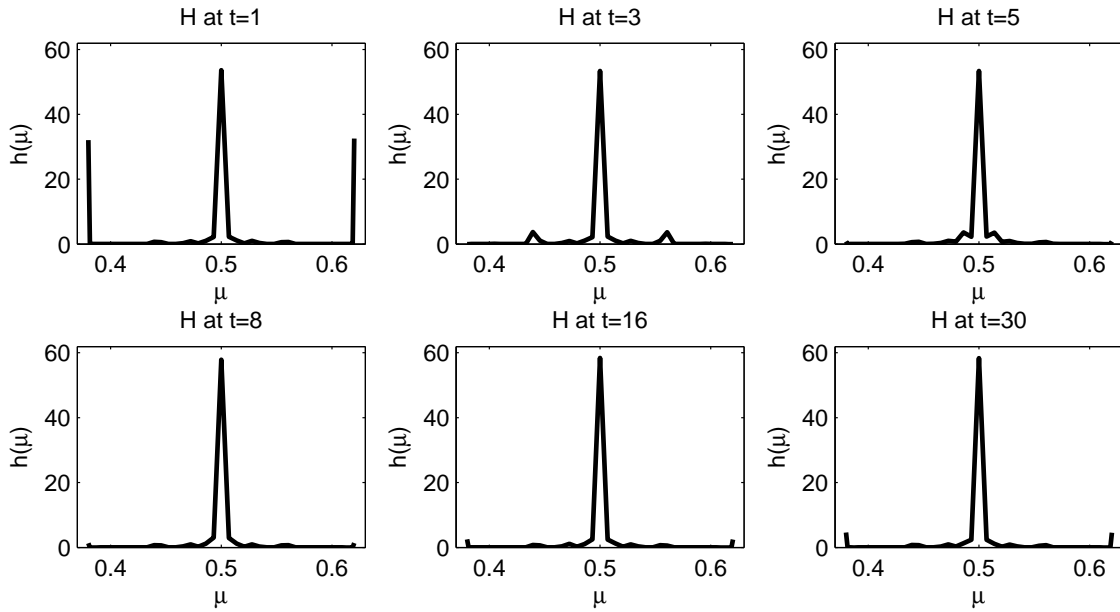


Figure 9: Evolution of H after a transitory TFP shock that leads to market shutdown

twenty periods.

Increased informational asymmetry affects capital accumulation by lowering both investment, shown on panel 3, and the average rate of transformation of consumption goods into capital (average A), shown on panel 4. Average A drops because informational asymmetry interferes with the flow of coconuts for investment towards higher- A entrepreneurs, as both marginal Buyers and marginal Sellers in each submarket become Keepers. This may provide an explanation for the pattern identified by [Justiniano, Primiceri and Tambalotti \(2008b\)](#) who find, in an estimated quantitative model, that productivity in the investment sector is correlated with disturbances to the functioning of financial markets.

The model is silent about whether entrepreneurs with higher A will transform a given amount of coconuts into *more* machines or *better* machines. In reality it is likely that both effects are present to some extent. Panel 5 shows the result of the following exercise. Assume that all the effect of different values of A is due to better machines. An econometrician does not observe how good the machines are and measures capital formation by just adding investment, using the steady state average rate of transformation. Using this mismeasured capital stock, the econometrician then proceeds to compute Solow residuals. Since average A has decreased, the econometrician's procedure overestimates capital formation and leads to lower estimated Solow residuals. This may help explain the long periods of low (measured) productivity growth that follow some financial crises, as documented for instance by [Hayashi and Prescott \(2002\)](#) for Japan in the 1990s. In this example, low measured Solow residuals account for about a quarter of the decrease in output and lower investment accounts for the rest.

The final panel of the figure tracks the drop and then recovery of financial activity as knowledge of the information structure is first destroyed and then reconstructed.

Beyond the immediate impact, the effects of the productivity shock are due to the deterioration of the economy's stock of financial knowledge. The next exercise is to consider a shock to that affects that knowledge directly. Suppose that σ increases from 0.2 to 0.5 for one period. $\sigma = 0.5$ means that $\Pr[\mu_{l,t+1} = \bar{\mu} | \mu_{l,t} = \bar{\mu}] = \Pr[\mu_{l,t+1} = \bar{\mu} | \mu_{l,t} = 1 - \bar{\mu}] = \frac{1}{2}$. There is a 50% chance that signals will change meaning between periods, which makes any knowledge of the time- t information structure irrelevant as of time- $t+1$. Effectively, the shock destroys the stock of financial knowledge. Figures 10 and 11 show that, aside from the initial period, the effects on the quality of information and therefore on other variables in the economy are very similar to those of a large productivity shock.

Due to the extreme values of the parameters ω_S and ω_K , the response of the economy changes in a highly nonlinear way with the size of the shock. The next exercise (figures 12 and 13) looks at a productivity shock of only 5% rather than 10% which, for these parameter values, is not enough to shut down the market completely. The number of projects sold decreases in response to the shock, as seen on panel 6 of figure 12, but is not close to the point where the

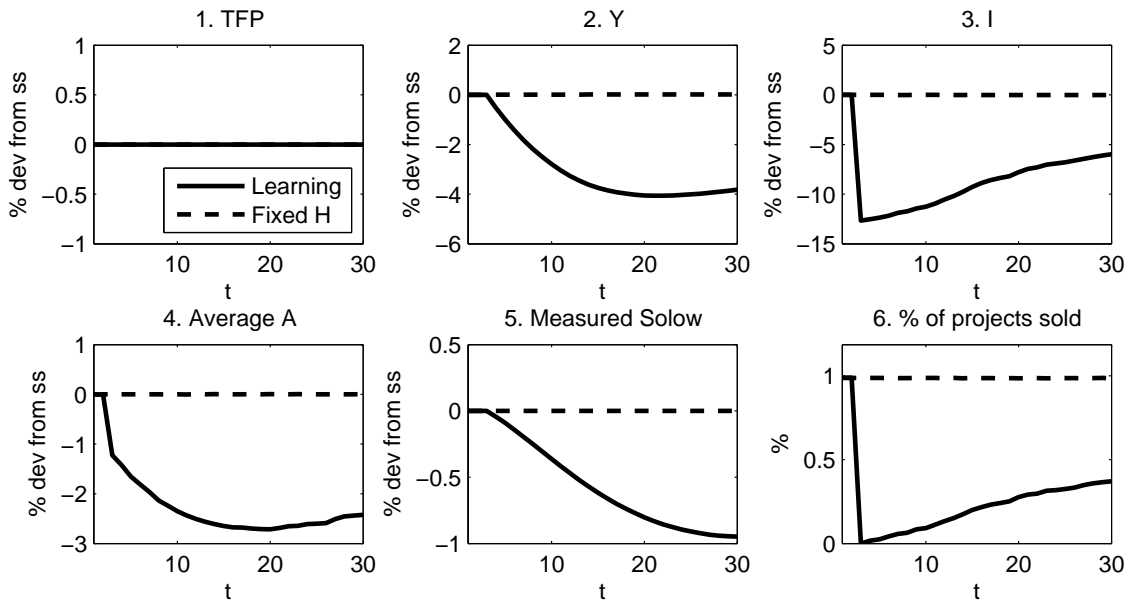


Figure 10: A shock that destroys the stock of expertise

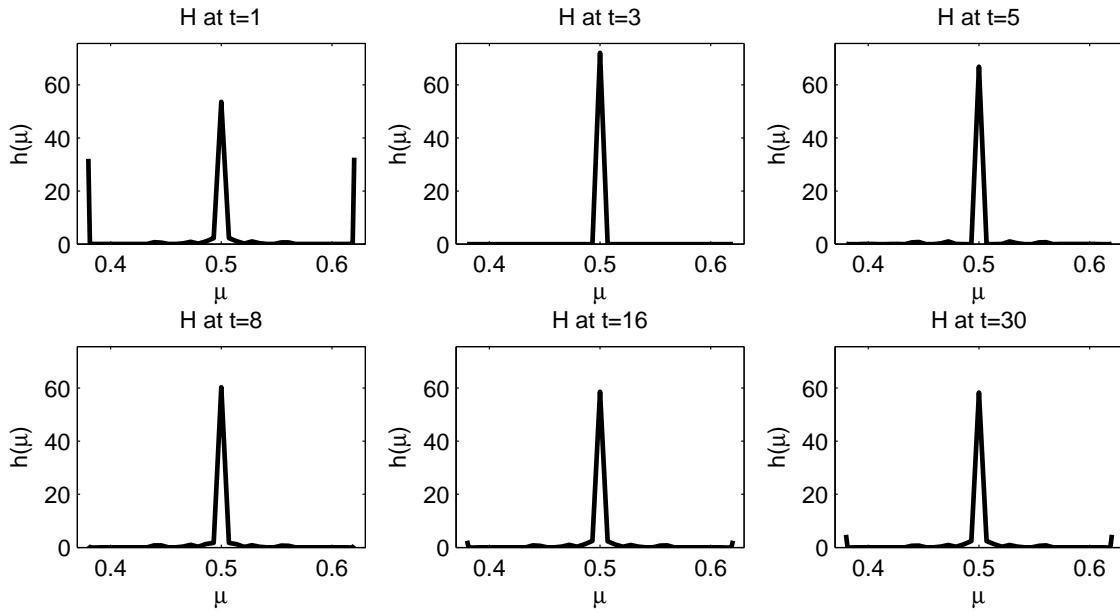


Figure 11: Evolution of H after a shock that destroys the stock of expertise

market shuts down. Sample sizes for learning about μ decrease roughly in the same proportion as the drop in the number of sold projects, but since ω_S is very high they are still large enough that there is virtually no effect on the learning process and there is no information-induced recession.

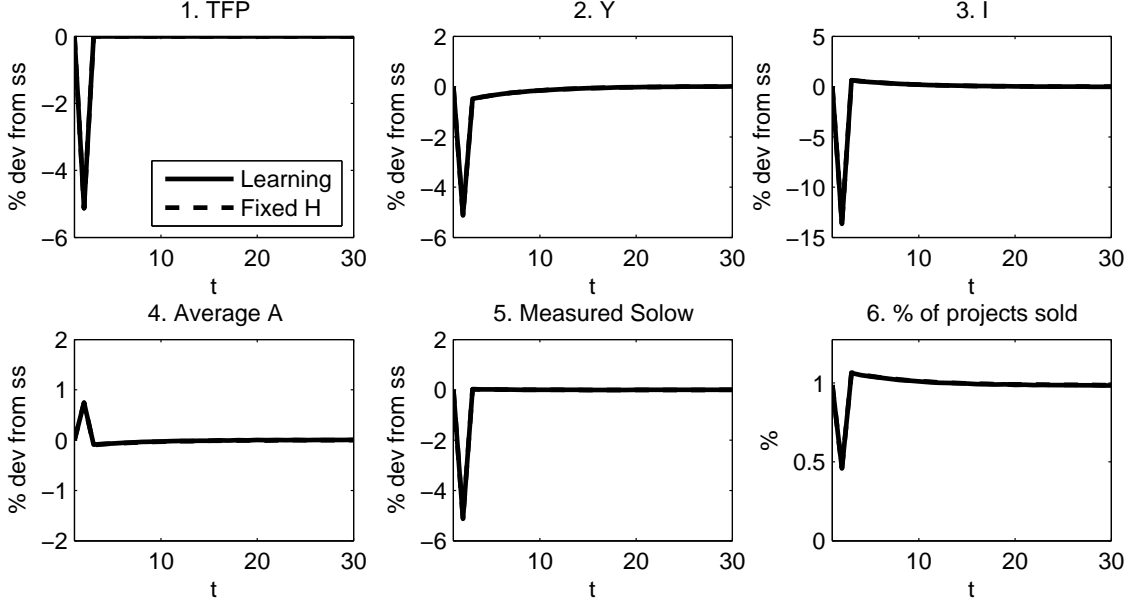


Figure 12: Transitory TFP shock that does not lead to market shutdown

Learning effects can also lead to high persistence after positive shocks. Consider an economy with $\omega_K = 0$, so there is never any learning from markets that are shut, making market shutdown an absorbing state.²³ Since market openness is not absorbing, the only steady state of this economy will be one with no trade and no information. However, a positive productivity shock that led markets to reopen for one period would lead to a large amount of learning, which could sustain financial market activity for a long time. Figures 14 and 15 illustrate the response of the economy to such a shock. Thanks to the restarting of the learning process, information improves a lot at first and, because ω_S is high, it depreciates very slowly. This leads to a sustained increase in output. If the capital stock is computed without adjusting for the higher average A , around a 20% of the increase in output would be attributed to higher TFP.

The final experiment consists of modeling a stabilization of the information structure, i.e. a decrease in σ . This helps the learning process by slowing the rate at which knowledge of the information becomes outdated. I simulate a permanent decrease in σ from 0.2 to 0.1, using less

²³For this simulation I use $\lambda = 0.53$. Markets still shut down in the informationless steady state but the positive shock that would be required to reopen them is smaller than with $\lambda = 0.58$. I set $\gamma = 1.91$ so the rate of depreciation is still 0.1.

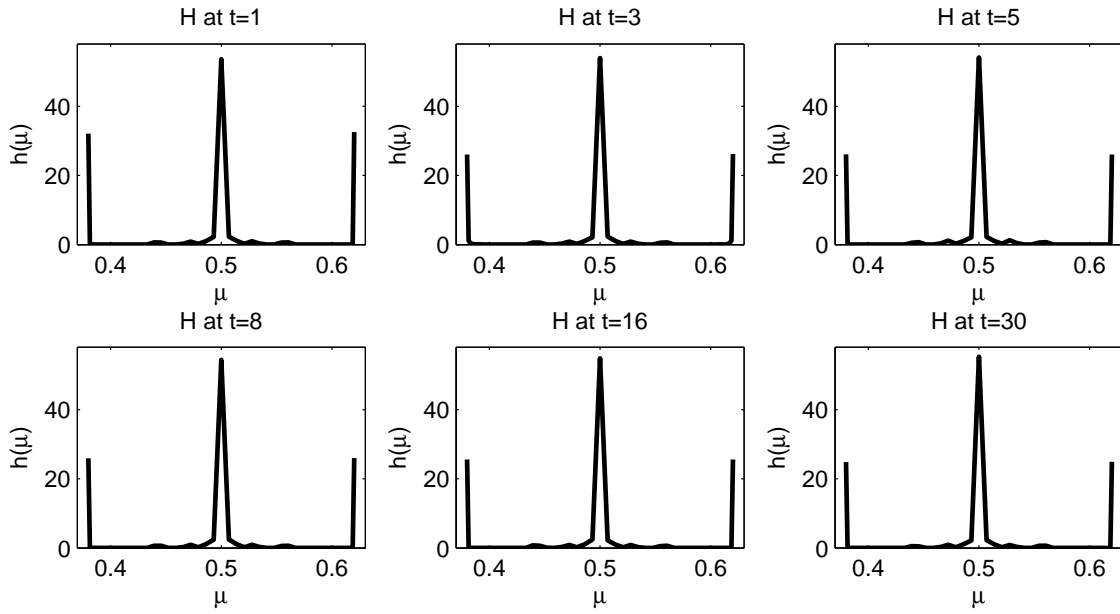


Figure 13: Evolution of H after a transitory TFP shock that does not lead to market shutdown

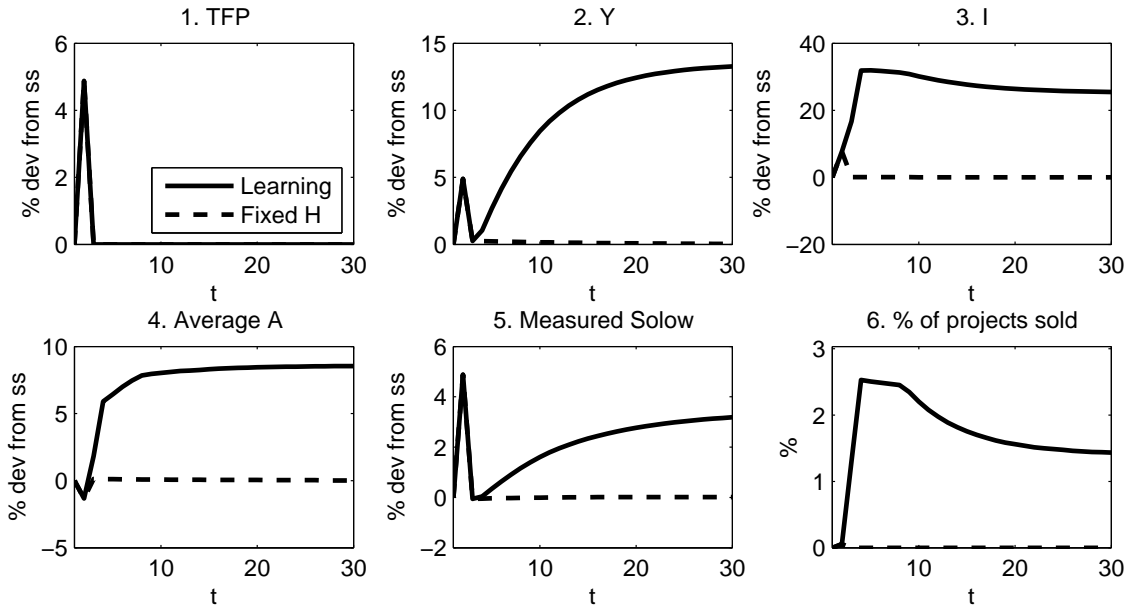


Figure 14: Positive TFP shock that leads markets to reopen

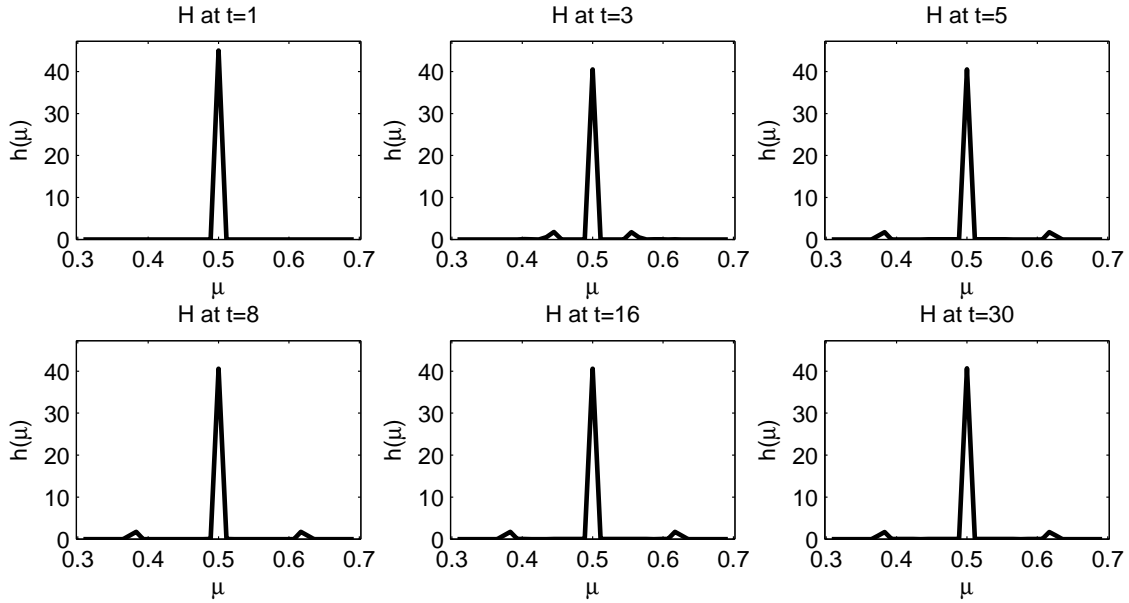


Figure 15: Evolution of H after a positive TFP shock that leads markets to reopen

extreme parameters for the Poisson sample sizes: $\omega_S = 3$ and $\omega_K = 1$. The results are shown in figures 16 and 17.

As a result of the stabilization, the distribution of H gradually spreads out, improving the quality of information. This increases the average productivity of investment, leading to a new steady state with higher output. Around a quarter of the increase in output would be attributed to higher TFP. This experiment is suggestive of some of the channels by which a more stable economic environment, which does not need to be re-learned every period can lead to higher levels of output.

6 Final remarks

This paper has explored the macroeconomic implications of asymmetric information about asset quality when assets are necessary collateral for financial transactions. Informational asymmetry acts like a tax on transactions, which has the potential to greatly distort the flow of investment. Furthermore, the distortions are sensitive to macroeconomic shocks and amplify their effects.

Public information about asset quality may alleviate informational asymmetry, provided agents have the experience necessary to interpret this information. By modeling the gaining of experience as the result of financial market activity, the model captures a new notion of market liquidity that emphasizes an economy's accumulated financial knowledge. The dynamics of gaining and losing experience can create a powerful propagation mechanism that leads from temporary shocks to long-lasting consequences for market liquidity, capital-accumulation,

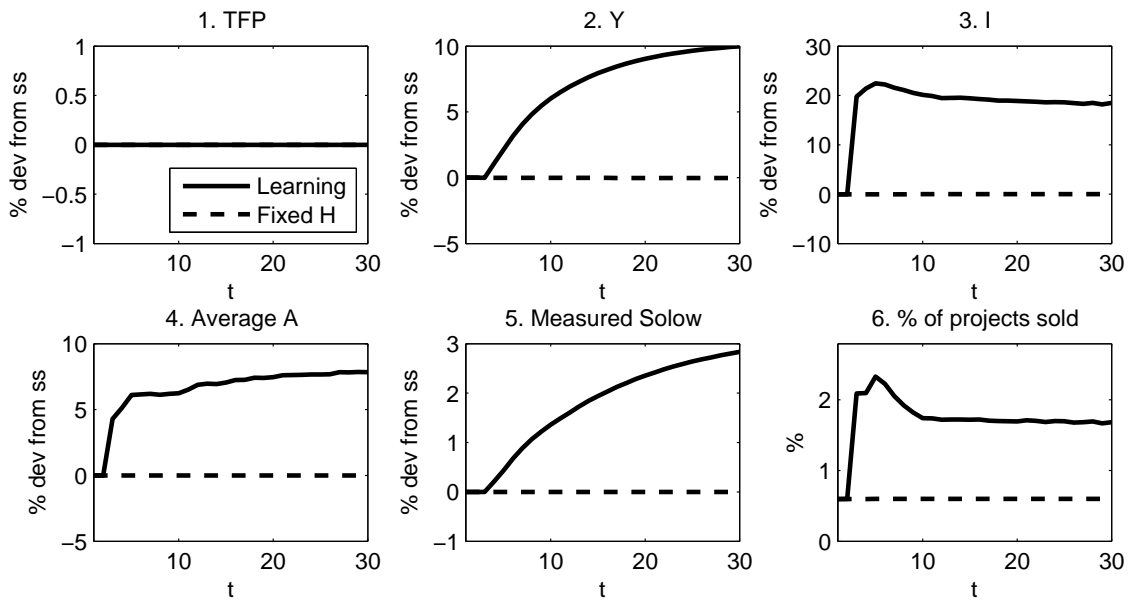


Figure 16: A stabilization of the information structure

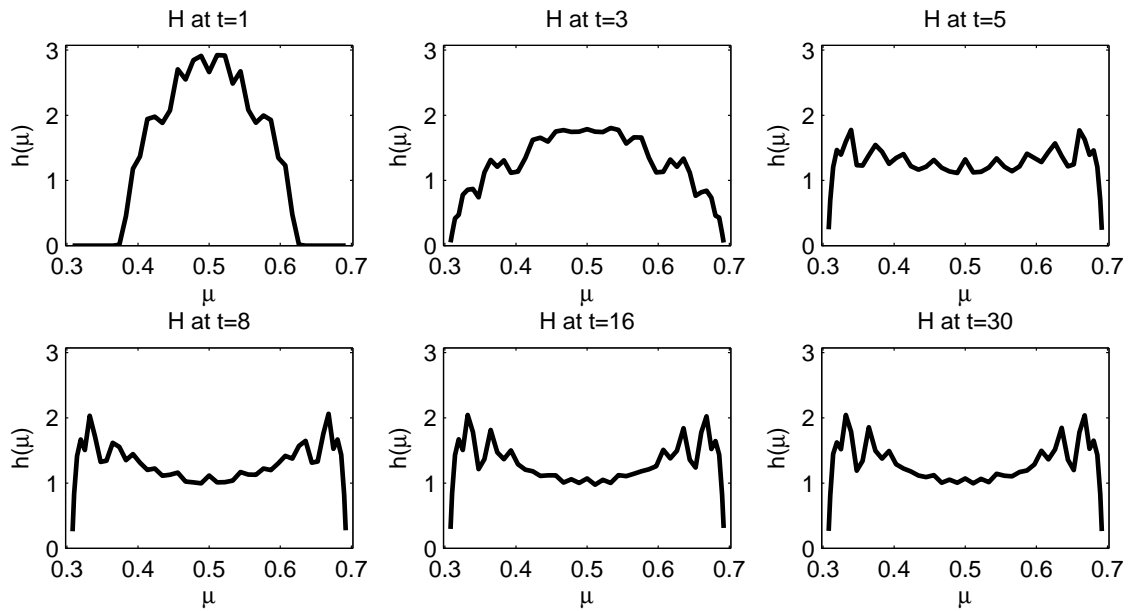


Figure 17: Evolution of H after a stabilization of the information structure

productivity and output, in ways that are consistent with stylized facts about financial crises.

At the center of the learning mechanism lies an externality: by choosing to sell their projects, entrepreneurs contribute to the generation of knowledge. The externality is especially strong when financial markets are close to shutting down. Is there something the government should do to correct this? The model abstracts from any costs of preparing information for Sellers or of analyzing it for Buyers. If these costs were literally zero, then it would be simple to compel agents to produce and analyze information regardless of market conditions, severing the link between learning and financial activity and eliminating the externality. If instead knowledge generation is costly and is only undertaken as a side-product of financial transactions, there may be a case for the government to try to prevent a complete market shutdown in order to preserve the stock of financial knowledge.

The idea that learning-by-doing about how to interpret information may affect informational asymmetries could have wider applicability beyond the types of settings explored in this paper. Exploring whether these mechanisms may account for differing levels of liquidity across different markets is a promising question for further research.

A Increasing $A^M(p)$ and rationing

Define

$$\begin{aligned} p^m(p) &\equiv \arg \max_{\tilde{p} \geq p} A^M(\tilde{p}) \\ p^M &\equiv p^m(0) \\ P^m &\equiv \{p \in \mathbb{R}_+ : p \in p^m(p)\} \end{aligned}$$

$p^m(p)$ is the price (or prices) above p that maximize the return for Buyers. If $A^M(p)$ has multiple local maxima, there may be values of p such that $p^m(p)$ contains more than one element.

Assumption 2. $A^M(p)$ may have many local maxima, but no two are equal

Assumption 2 implies that $p^m(p)$ contains at most two elements and if it contains two, one of them must be p . The results in this appendix would still hold without it, but making this assumption simplifies the proofs without ruling out any cases of economic interest. p^M is the global maximizer of $A^M(p)$, which exists because $A^M(p)$ is bounded and continuous and must be unique by Assumption 2. P^m is the set of prices such that Buyers cannot be made better off with higher prices. Suppose Assumption 1 does not hold, i.e. $p^* \notin P^m$, where p^* is defined by (21). What should one expect from an equilibrium? Stiglitz and Weiss (1981) argue that the Buyers will offer to pay a price $p^m(p^*)$ and ration the excess supply (and possibly if $A^M(p)$ has

multiple maxima, buy the projects rationed out of the market at some lower price $p^l(p^*) < p^*$. This is illustrated in Figure 18.

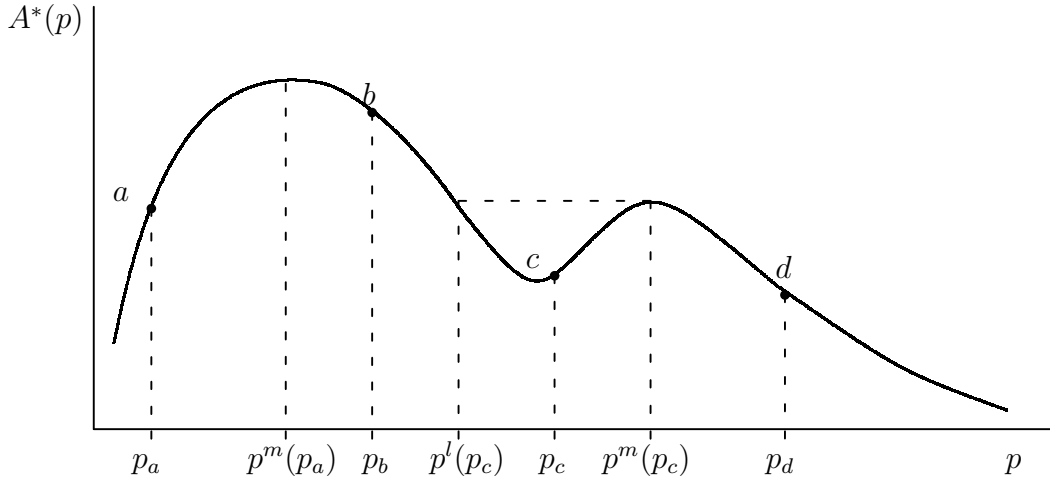


Figure 18: $A^M(p)$ and equilibrium prices with rationing

Here $P^m = [p^m(p_a), p^l(p_c)] \cup [p^m(p_c), \infty)$. If the highest Walrasian (nonrationing) equilibrium price lies at a point like $p_b \in P^m$ or $p_d \in P^m$, then these are reasonable equilibrium prices. If the highest Walrasian equilibrium price lies at a point like p_a , then Buyers prefer to offer $p^m(p_a)$, which improves the proportion of nonlemons enough to improve their returns. At that price, there is excess supply, so a fraction of Sellers are rationed out of the market. No matter how cheaply they offer to sell their projects, no one will be willing to buy them. If the highest Walrasian equilibrium price lies at a point like p_c , then Buyers prefer to raise prices up to $p^m(p_c)$ and ration the excess supply. Unlike case a , if those rationed out of the market offer to sell their projects at a price below $p^l(p_c)$, then this provides a return to Sellers which is better than that obtained at price $p^m(p_c)$. In equilibrium, Buyers anticipate the possibility of a second round market, which implies that the return from buying in each round must be the same. Therefore the second-round price must be $p^l(p_c)$, such that $A^M(p^m(p_c)) = A^M(p^l(p_c))$. The number of projects actually bought in the first round must be exactly such that, given the projects that remain unsold, the second-round market clears.

Formally, this notion of equilibrium is captured as follows.²⁴ Let $\rho_n(X)$ be the fraction of

²⁴Arnold (2005) applies this equilibrium concept to the Stiglitz and Weiss (1981) model

Sellers who manage to sell in each of the two rounds, at a price $p_n(X)$. The entrepreneur solves

$$\begin{aligned}
V(k, A, X) &= \max_{c, k', l, s_{L,n}, s_{NL,n}, d_n} [u(c) + \beta \mathbb{E}[V(k', A', X') | X]] & (35) \\
& \text{s.t.} \\
c + l + \sum_{n=1,2} p_n(X) [d_n - \rho_n(X) (s_{L,n} + s_{NL,n})] &\leq (1 - \lambda) r(X) k \\
k' = \gamma \left[(1 - \lambda) k + \sum_{n=1,2} [(1 - \lambda_n^M(X)) d_n - r_n(X) s_{NL,n}] \right] &+ Ai \\
l \geq 0, d_n \geq 0 \\
s_{L,1} \in [0, \lambda k], s_{NL,1} \in [0, (1 - \lambda) k] \\
s_{L,2} \in [0, \lambda k - \rho_1(X) s_{L,1}], s_{NL,2} \in [0, (1 - \lambda) k - \rho_1(X) s_{NL,1}]
\end{aligned}$$

In this formulation, $s_{L,n}$ and $s_{NL,n}$ represent the lemons and nonlemons respectively that the entrepreneur attempts to sell in round n ; he only manages to sell $\rho_n(X) s_{L,n}$ and $\rho_n(X) s_{NL,n}$ respectively.

Supply and demand are defined in the obvious way

$$\begin{aligned}
S_{L,n}(X) &\equiv \int s_{L,n}(k, A, X) d\Gamma(k, A) \\
S_{NL,n}(X) &\equiv \int s_{NL,n}(k, A, X) d\Gamma(k, A) \\
S_n(X) &\equiv S_{L,n}(X) + S_{NL,n}(X) \\
D_n(X) &\equiv \int d_n(k, A, X) d\Gamma(k, A)
\end{aligned}$$

Definition 3. A recursive competitive equilibrium with rationing consists of prices $\{p_n(X), r(X), w(X)\}$; rationing coefficients $\rho_n(X)$; market proportions of lemons $\lambda^M(X)$; a law of motion $\Gamma(X)$ and associated transition density $\Pi(X'|X)$; a value function $V(k, A, X)$ and decision rules $\{c^w(X), c(k, A, X), k'(k, A, X), l(k, A, X), s_{L,n}(k, A, X), s_{NL,n}(k, A, X), d_n(k, A, X)\}$ such that (i) factor prices equal marginal products: $w(X) = Y_L(X)$, $r(X) = Y_K(X)$; (ii) workers consume their wage $c^w(X) = w(X)$; (iii) $\{c(k, A, X), k'(k, A, X), l(k, A, X), s_{L,n}(k, A, X), s_{NL,n}(k, A, X), d_n(k, A, X)\}$ and $V(k, A, X)$ solve program (35) taking $p_n(X), \rho_n(X), r(X), \lambda_n^M(X)$ and $\Pi(X'|X)$ as given; (iv) either (a) the market clears at a price that Buyers do not wish to increase, i.e. $S_1(X) = D_1(X), S_2(X) = D_2(X) = 0, \rho_1(X) = \rho_2(X) = 1, p_1(X) = p_2(X) \in P^m$ (d) there is rationing at p^M , i.e. $p_1(X) = p_2(X) = p^M, \rho_1(X) = \frac{D_1(X)}{S_1(X)} \leq 1, \rho_2(X) = \frac{D_2(X)}{S_2(X)} = 0$ or (c) there is rationing in the first round and market clearing in the second, i.e. $\rho_1(X) = \frac{D_1(X)}{S_1(X)} \leq 1, \rho_2(X) = \frac{D_2(X)}{S_2(X)} = 1, p_1(X) \in P^m, p_2(X) \in P^m$; (v) the market proportions of lemons are consistent with individual selling deci-

sions: $\lambda_n^M(X) = \frac{S_{L,n}(X)}{S_n(X)}$ and (vi) the law of motion of Γ is consistent with individual decisions: $\Gamma'(k, A)(X) = \int_{k'(\tilde{k}, \tilde{A}, X) \leq k} d\Gamma(\tilde{k}, \tilde{A})F(A)$

Lemma 10. *The equilibrium exists and is unique*

Proof. Take any state X and Let A^* be the investment opportunity of the marginal Buyer. Total spending on projects is

$$TS(p_1, p_2, \rho_1, \rho_2, A^*) = K \left[\beta [\lambda [\rho_1 p_1 + \rho_2 (1 - \rho_1) p_2] + (1 - \lambda) r] - (1 - \beta) (1 - \lambda) \frac{\gamma}{A^*} \right] F(A^*)$$

and total revenue from sales is

$$TR(p_1, p_2, \rho_1, \rho_2) = K \left[\begin{array}{l} \rho_1 p_1 \left[\lambda + (1 - \lambda) \left(1 - F\left(\frac{\gamma}{p_1}\right) \right) \right] + \\ \rho_2 p_2 \left[\lambda + (1 - \lambda) \left(1 - F\left(\frac{\gamma}{p_2}\right) \right) - \rho_1 \left[\lambda + (1 - \lambda) \left(1 - F\left(\frac{\gamma}{p_1}\right) \right) \right] \right] \end{array} \right]$$

Equilibrium condition (iv) implies

$$ED(p_1, p_2, \rho_1, \rho_2, A^*) \equiv TS(p_1, p_2, \rho_1, \rho_2, A^*) - TR(p_1, p_2, \rho_1, \rho_2) = 0$$

The function $ED(p_1, p_2, \rho_1, \rho_2, A^*)$ is increasing in A^* and decreasing in p_1, p_2, ρ_1 and ρ_2 .

Let

$$p^h(A^*) \equiv \begin{cases} \text{the highest solution to } A^M(p) = A^* & \text{if a solution exists} \\ p^M & \text{otherwise} \end{cases}$$

$$\rho^h(A^*) \equiv \begin{cases} 1 & \text{if a solution exists} \\ 0 & \text{otherwise} \end{cases}$$

Both $p^h(A^*)$ and $\rho^h(A^*)$ are decreasing, which implies that $ED^h(A^*) \equiv ED(p^h(A^*), p^h(A^*), \rho^h(A^*), p^h(A^*), A^*)$ is increasing in A^* . By definition, in equilibrium either $ED^h(A^*) = 0$ or $ED^h(A^*) = 0$ crosses zero discontinuously at A^* . Since $ED^h(A^*)$ is increasing, this implies uniqueness.

To establish existence, distinguish three cases:

1. $ED^h(A^*) = 0$ for some A^* . Then the following values constitute an equilibrium: $p_1^* = p_2^* = p^h(A^*), \rho_1^* = 1, \rho_2^* = 0$.
2. $ED^h(A^*)$ crosses zero discontinuously at $A^* = A^*(p^M)$. Then $ED(p^M, p^M, 1, 0, A^*) < 0 < ED(p^M, p^M, 0, 0, A^*)$ so there exists a value of $\rho_1^* \in (0, 1)$ such that $ED(p^M, p^M, \rho_1^*, 0, A^*) = 0$. Then the following values constitute an equilibrium: $p_1^* = p_2^* = p^M, \rho_1^*, \rho_2^* = 0$
3. $ED^h(A^*)$ crosses zero discontinuously at some other value of A^* . This implies that $p^h(A^*)$ is discontinuous at A^* , which, by Assumption 2, implies that $A^M(p) = A^*$

must have exactly two solutions in P^m , the higher one of which is local maximum. Denote them $p^h(A^*)$ and $p^l(A^*)$. We have that $ED(p^h(A^*), p^h(A^*), 1, 1, A^*) < 0 < ED(p^l(A^*), p^l(A^*), 1, 1, A^*)$, which implies there is a value of $\rho_1^* \in (0, 1)$ such that $ED(p^h(A^*), p^l(A^*), \rho_1, 1, A^*) = 0$. Then the following values constitute an equilibrium: $p_1^* = p^h(A^*)$, $p_2^* = p^l(A^*)$, ρ_1^* , $\rho_2^* = 1$.

□

Lemma 11. *Consider the equilibrium with signals (Definition ??), given by conditions (31) and (30) and suppose $\mu_l = \frac{1}{2} + \epsilon(l - \frac{1}{2})$. In the limit as $\epsilon \rightarrow 0$, the equilibrium with signals converges to the rationing equilibrium.*

Proof. Suppose in a given state X the rationing equilibrium is given by $\{A^*, p_1, p_2, \rho_1, \rho_2\}$, with $A^M(p_1) = A^M(p_2) = A^*$. Recall that the function $A_{l,s}^M(p; \mu_l)$ is continuous in μ_l and equal to $A^M(p)$ when $\mu_l = \frac{1}{2}$. Consider any $\delta_A > 0$, $\delta_p > 0$ and $\rho_1, \rho_2 \in [0, 1]$. By continuity, there exists $\epsilon(\delta_A, \delta_p)$ small enough that, for any $\epsilon < \epsilon(\delta_A, \delta_p)$, there exists $A_1^{*'}(\epsilon)$ satisfying $|A_1^{*'}(\epsilon) - A^*| < \delta_A$ such that the fraction of submarkets l, s where the equation $A_{l,s}^M(p; \mu_l(\epsilon)) = A_1^{*'}$ has a solution $p_{l,s}(A_1^{*'})$ with $|p_{l,s}(A_1^{*'}) - p_1| < \delta_p$ is exactly ρ_1 and the fraction of the remaining submarkets where the equation $A_{l,s}^M(p; \mu_l(\epsilon)) = A_1^{*'}$ has a solution $p_{l,s}(A_1^{*'})$ with $|p_{l,s}(A_1^{*'}) - p_2| < \delta_p$ is exactly ρ_2 . The result then follows from noting that if for every ϵ a fraction ρ_1 of submarkets have prices $p_{l,s}^*(\epsilon)$ satisfying $\lim_{\epsilon \rightarrow 0} p_{l,s}^*(\epsilon) = p_1$, a fraction ρ_2 of the remaining ones have prices $p_{l,s}^*(\epsilon)$ satisfying $\lim_{\epsilon \rightarrow 0} p_{l,s}^*(\epsilon) = p_2$ and the rest have $p_{l,s}^*(\epsilon) = 0$, and $\lim_{\epsilon \rightarrow 0} A_1^{*'(\epsilon)} = A^*$, then

$$\lim_{\epsilon \rightarrow 0} ED\left(p_{l,s}^*(\epsilon), A_1^{*'(\epsilon)}; \mu_l(\epsilon)\right) \equiv ED(p_1, p_2, \rho_1, \rho_2, A^*)$$

□

B Proofs

Proof of Lemma 1. $r(X)$ does not depend on the distribution of k because Y does not. For any given p and λ^M , linearity of the policy functions and the fact that A^j is independent of k^j imply that $S_L S_{NL}$ and D do not depend on the distribution of k and therefore neither do the market clearing values of $p(X)$ and $\lambda^M(X)$. Linearity then implies that neither do aggregate quantities. □

Proof of Lemma 3. The first order and envelope conditions are

$$\begin{aligned} u_c &= \beta \max\{A, A^M(X)\} \mathbb{E}[V_{k'}(k', A', X') | X] \\ V_k(k, A, X) &= W_k(k, A, X) u_c \end{aligned}$$

and the Euler equation is:

$$u_c = \beta \max \{A, A^M(X)\} \mathbb{E} [W_{k'}(k', A', X') | X] u_{c'}$$

With logarithmic preferences, the Euler equation becomes

$$\frac{1}{c} = \beta \max \{A, A^M(X)\} \mathbb{E} \left[\frac{W_{k'}(k', A', X')}{c'} | X \right]$$

Conjecture that $c = aW(k, A, X)$, which implies

$$W(k', A', X') = W_{k'}(k', A', X') \max \{A, A^M(X)\} (1 - a) W(k, A, X)$$

and replace in the Euler equation:

$$\frac{1}{aW(k, A, X)} = \beta \max \{A, A^M(X)\} \mathbb{E} \left[\frac{W_{k'}(k', A', X')}{aW_{k'}(k', A', X') \max \{A, A^M(X)\} (1 - a) W(k, A, X)} | X \right]$$

which reduces to $a = 1 - \beta$. □

Proof of Lemma 4.

Assume there is an entrepreneur for whom the solutions to both programs differ. For Sellers both programs are identical so it must be that at least one Buyer or Keeper chooses $k' < (1 - \lambda) \gamma k$. Then by revealed preference all Buyers choose $k' < (1 - \lambda) \gamma k$. Replacing in (14) yields $D = 0$. □

Proof of Proposition 2.

1. This follows immediately from Lemma 4. Whenever the solutions to the two programs do not coincide, $p^* = 0$ satisfies (21), which therefore holds in either case.
2. In the text.
3. Take any X . For sufficiently large p , $S(p) > D(p)$. If there exists a price such that $D(p) \geq S(p)$, then the result follows by continuity. If $D(p) < S(p)$ for all p , then $p^* = 0$ is a solution. □

Proof of Proposition 3.

1. The first order condition for π is

$$\pi = \begin{cases} 1 & \text{if } \mathbb{E} [V_W(W', A', X') (\max \{A, A^M\} W_k(A', X') - R) | X] > 0 \\ \text{anything} & \text{if } \mathbb{E} [V_W(W', A', X') (\max \{A, A^M\} W_k(A', X') - R) | X] = 0 \\ 0 & \text{if } \mathbb{E} [V_W(W', A', X') (\max \{A, A^M\} W_k(A', X') - R) | X] < 0 \end{cases}$$

so R^f must satisfy:

$$\begin{aligned} R^f &= \frac{\mathbb{E} [V_W (W', A', X') \max \{A, A^M\} W_k (A', X') | X]}{\mathbb{E} [V_W (W', A', X') | X]} \\ &= \mathbb{E} [\max \{A, A^M\} W_k (A', X') | X] + \frac{\text{cov} [V_W (W', A', X'), \max \{A, A^M\} W_k (A', X') | X]}{\mathbb{E} [V_W (W', A', X') | X]} \end{aligned} \quad (36)$$

when evaluated at $\pi = 1$. Using $c = (1 - \beta) W$ and $u_c = V_W$ and evaluating at $\pi = 1$:

$$\begin{aligned} V_W (W', A', X') &= \frac{1}{(1 - \beta) W'} = \frac{1}{(1 - \beta) [\pi \max \{A, A^M\} W_k (A', X') + (1 - \pi) R^f] (W - c)} \\ &= \frac{1}{(1 - \beta) \max \{A, A^M\} W_k (A', X') (W - c)} \end{aligned} \quad (37)$$

Equation (37) implies that the covariance term in (36) is weakly negative, strictly so if $W_k (A', X')$ is not a constant. Finally, equation (15) implies that $W_k (A', X')$ is indeed not constant as long as $p(X) \neq \frac{\gamma}{A^M(X)} \iff \lambda^M(X) \neq 0$.

2. Under symmetric information the price of nonlemons is $p_{NL} = \frac{\gamma}{A^M}$ and the price of lemons is zero, so $W_k = \left[(1 - \lambda) \left(r(X) + \frac{\gamma}{A^M(X)} \right) \right]$, which does not depend on the realization of A' . If in addition X is deterministic, then W_k is constant and therefore the covariance term in equation (36) is zero, which gives the result. □

Proof of Proposition 4. Take any state X and let r^* , p^* , λ^{M^*} and A^{M^*} represent equilibrium values under asymmetric information in that state. Multiplying supply and demand by $(1 - \lambda^{M^*})$ to express them in quantities of nonlemons rather than total projects, market clearing condition (21) can be reexpressed as

$$\left[\frac{\beta}{\gamma} A^{M^*} [\lambda p^* + (1 - \lambda) r^*] - (1 - \beta) (1 - \lambda) \right] F(A^{M^*}) K \leq (1 - \lambda) \left[1 - F\left(\frac{\gamma}{p^*}\right) \right]$$

Turn now to the economy with symmetric information and taxes. Virtual wealth is

$$W(k, A, X) \equiv \left[T + (1 - \lambda) \left(r(X) + \max \left\{ p(X), \frac{\gamma}{\max \{A, A^M(X)\}} \right\} \right) \right] k$$

At price p^* the supply of projects is $S = (1 - \lambda) \left(1 - F\left(\frac{\gamma}{p^*}\right) \right)$ and tax revenue is

$$\begin{aligned} T &= \tau p^* (1 - \lambda) \left(1 - F\left(\frac{\gamma}{p^*}\right) \right) \\ &= \frac{\lambda^{M^*}}{1 - \lambda^{M^*}} (1 - \lambda) p^* \left(1 - F\left(\frac{\gamma}{p^*}\right) \right) \\ &= \lambda p^* \end{aligned}$$

The return to buying projects is $A^M = \frac{\gamma}{p^*(1+\tau)} = \frac{\gamma(1-\lambda^M)}{p^*} = A^{M*}$ and, because K is the same, $r = r^*$. Therefore the virtual wealth is

$$W = \begin{cases} [\lambda p^* + (1-\lambda)(r^* + \frac{\gamma}{A^{M*}})] k & \text{if } A \leq A^{M*} \\ [\lambda p^* + (1-\lambda)(r^* + \frac{\gamma}{A})] k & \text{if } A \in (A^{M*}, \frac{\gamma}{p}] \\ [\lambda p^* + (1-\lambda)(r^* + p^*)] k & \text{if } A > \frac{\gamma}{p} \end{cases}$$

which is the same as with asymmetric information. This implies that demand for nonlemons is the same as with asymmetric information and the market clearing condition must hold, confirming that p^* is an equilibrium price. Since this is true for every state X , programs (13) and (23) are identical and allocations also coincide. \square

Proof of Lemma 5.

1. Market clearing implies

$$\frac{dp}{d\tau} = \frac{\frac{\partial S}{\partial \tau} - \frac{\partial D}{\partial \tau}}{\frac{\partial D}{\partial p} - \frac{\partial S}{\partial p}}$$

where

$$\begin{aligned} D(p, \tau) &= \left[\frac{\beta}{\gamma} A^M(p) \left[\tau(1-\lambda)p \left(1 - F\left(\frac{\gamma}{p}\right) \right) + (1-\lambda)r \right] - (1-\beta)(1-\lambda) \right] F(A^M(p)) \\ S(p, \tau) &= (1-\lambda) \left[1 - F\left(\frac{\gamma}{p}\right) \right] \\ A^M(p, \tau) &= \frac{\gamma}{p(1+\tau)} \end{aligned}$$

Taking derivatives and substituting:

$$\frac{dp}{d\tau} = - \frac{\frac{\beta}{\gamma} F(A^M) A^M \frac{A^M}{1+\tau} \left[r - p \left(1 - F\left(\frac{\gamma}{p}\right) \right) \right] + \left[\frac{\beta}{\gamma} A^M \left[\tau p \left(1 - F\left(\frac{\gamma}{p}\right) \right) + r \right] - (1-\beta) \right] f(A^M) \frac{A^M}{1+\tau}}{\frac{\beta}{\gamma} r F(A^M) \frac{A^M}{p} + \left[\frac{\beta}{\gamma} A^M \left[\tau p \left(1 - F\left(\frac{\gamma}{p}\right) \right) + r \right] - (1-\beta) \right] f(A^M) \frac{A^M}{p} + f\left(\frac{\gamma}{p}\right) \frac{\gamma}{p^2} \left[1 - \frac{\beta F(A^M) \tau}{1+\tau} \right]} < 0$$

2. Market clearing implies

$$\frac{dA^M}{d\tau} = \frac{\frac{\partial S}{\partial \tau} - \frac{\partial D}{\partial \tau}}{\frac{\partial D}{\partial A^M} - \frac{\partial S}{\partial A^M}}$$

where

$$\begin{aligned} D(A^M, \tau) &= \left[\frac{\beta}{\gamma} A^M \left[\tau(1-\lambda)p(A^M, \tau) \left(1 - F\left(\frac{\gamma}{p(A^M, \tau)}\right) \right) + (1-\lambda)r \right] - (1-\beta)(1-\lambda) \right] F(A^M) \\ S(A^M, \tau) &= (1-\lambda) \left[1 - F\left(\frac{\gamma}{p(A^M, \tau)}\right) \right] \\ p(A^M, \tau) &= \frac{\gamma}{A^M(1+\tau)} \end{aligned}$$

Taking derivatives and substituting:

$$\frac{dA^M}{d\tau} = -\frac{f(A^M(1+\tau))A^M\left[1 - \frac{\tau}{1+\tau}\beta F(A^M)\right] + \frac{\beta F(A^M)}{(1+\tau)^2}(1 - F(A^M(1+\tau)))}{\frac{\beta}{\gamma}F(A^M)r + \left[\frac{\beta}{\gamma}A^M\left[\tau p\left(1 - F\left(\frac{\gamma}{p}\right)\right) + r\right] - (1 - \beta)\right]f(A^M) + f(A^M(1+\tau))[1 + \tau - \tau\beta F(A^M)]} < 0$$

3. Integrating k' over all entrepreneurs, K' is given by

$$\begin{aligned} K' &= \int_0^{A^M} [\beta A^M (T + (1 - \lambda)r) + \beta(1 - \lambda)\gamma] dF(A) \\ &+ \int_{A^M}^{\frac{\gamma}{p}} [\beta A (T + (1 - \lambda)r) + \beta(1 - \lambda)\gamma] dF(A) \\ &+ \int_{\frac{\gamma}{p}}^{\infty} [\beta A (T + (1 - \lambda)r) + \beta A (1 - \lambda)p] dF(A) \end{aligned}$$

where

$$T = \tau(1 - \lambda)p \left(1 - F\left(\frac{\gamma}{p}\right)\right)$$

Taking derivatives:

$$\frac{dK'}{d\tau} = (1 - \lambda)\beta \left[\begin{aligned} &p\left(1 - F\left(\frac{\gamma}{p}\right)\right) [A^M F(A^M) + \int_{A^M}^{\infty} AdF(A)] + \left(\tau p\left(1 - F\left(\frac{\gamma}{p}\right)\right) + r\right) \frac{dA^M}{d\tau} \\ &+ \left[\int_{\frac{\gamma}{p}}^{\infty} AdF(A) + \tau\left[1 - F\left(\frac{\gamma}{p}\right) + pf\left(\frac{\gamma}{p}\right)\frac{\gamma}{p^2}\right] [A^M F(A^M) + \int_{A^M}^{\infty} AdF(A)] \right] \frac{dp}{d\tau} \end{aligned} \right]$$

Replacing with the expressions from parts 1 and 2 and rearranging:

$$\begin{aligned} \frac{x}{(1 - \lambda)\beta} \frac{dK'}{d\tau} &= \left[\begin{aligned} &\left[\frac{\beta}{\gamma}A^M\left[\tau p\left(1 - F\left(\frac{\gamma}{p}\right)\right) + r\right] - (1 - \beta)\right] \frac{p}{1+\tau} \left(1 - F\left(\frac{\gamma}{p}\right)\right) [A^M F(A^M) + \int_{A^M}^{\infty} AdF(A)] - \int_{\frac{\gamma}{p}}^{\infty} AdF(A) \right) \\ &- \frac{p}{1+\tau} \left[\frac{\beta}{\gamma}A^M\left[\tau p\left(1 - F\left(\frac{\gamma}{p}\right)\right) + r\right] - (1 - \beta)\right] \tau p \frac{\gamma}{p^2} [A^M F(A^M) + \int_{A^M}^{\infty} AdF(A)] f\left(\frac{\gamma}{p}\right) \end{aligned} \right] f(A^M) \\ &+ \left[\begin{aligned} &([A^M F(A^M) + \int_{A^M}^{\infty} AdF(A)] - A^M) \left[p\left(1 - F\left(\frac{\gamma}{p}\right)\right) \left[\tau - \frac{\tau^2}{1+\tau}\beta F(A^M)\right] - \frac{\tau\tau}{1+\tau}\beta F(A^M)\right] \\ &+ [A^M F(A^M) + \int_{A^M}^{\infty} AdF(A)] p\left(1 - F\left(\frac{\gamma}{p}\right)\right) - A^M r \end{aligned} \right] f\left(\frac{\gamma}{p}\right) \\ &+ \left[\begin{aligned} &\frac{\beta F(A^M)}{(1+\tau)} pr \left[-A^M(1 - F(A^M))(1 - F\left(\frac{\gamma}{p}\right)) + (1 - F\left(\frac{\gamma}{p}\right)) \int_{A^M}^{\infty} AdF(A) - ([1 - \frac{p}{r}(1 - F\left(\frac{\gamma}{p}\right))]) \int_{\frac{\gamma}{p}}^{\infty} AdF(A)\right] \\ &+ \frac{\tau}{1+\tau} [p(1 - F\left(\frac{\gamma}{p}\right))]^2 \frac{\beta}{\gamma} F(A^M) ([A^M F(A^M) + \int_{A^M}^{\infty} AdF(A)] - A^M) \end{aligned} \right] \end{aligned}$$

where

$$x \equiv \frac{\beta}{\gamma}F(A^M)r + \left[\frac{\beta}{\gamma}A^M\left[\tau p\left(1 - F\left(\frac{\gamma}{p}\right)\right) + r\right] - (1 - \beta)\right]f(A^M) + f\left(\frac{\gamma}{p}\right)(1 + \tau)\left[1 - \beta F(A^M)\frac{\tau}{1 + \tau}\right] > 0$$

Using the market clearing condition and the fact that as $\tau \rightarrow 0$, $F(A^M) \rightarrow F\left(\frac{\gamma}{p}\right)$ and $f(A^M) \rightarrow f\left(\frac{\gamma}{p}\right)$, this expression reduces to

$$\begin{aligned} \frac{x}{(1 - \lambda)\beta} \frac{dK'}{d\tau} &= -\left[\left(\frac{r}{p} - \beta\left[\frac{r}{p} + 1\right](1 - F(A^M))F(A^M)\right)pA^M\right]f(A^M) \\ &- \left[\frac{\beta}{\gamma}F(A^M)pr\left[A^M(1 - F(A^M))^2 + F(A^M)\left(\frac{p}{r} + 1\right)(1 - \beta)\int_{A^M}^{\infty} AdF(A)\right]\right] < 0 \end{aligned}$$

□

Proof of Proposition 5. 1. Fixing p , higher r increases demand but has no effect on supply.

If $\frac{\partial[D(p)-S(p)]}{\partial p} < 0$ the equilibrium price must rise to restore market clearing. While this inequality need not hold for every p , it holds at the p that constitutes the highest solution to (21).

2. The result follows from part 1 and Assumption 1.

3. The result follows from part 1 and (18).

4. By part 1, the terms inside the integrals of equation (22) are increasing in r . By part 3, A^M is decreasing in r . Since both terms inside the integrals are positive but the second is greater than the first, the results follows.

□

Proof of Proposition 6. Denote the original equilibrium by $\{p^*, \lambda^{M*}, A^{M*}\}$ and decompose the effect of an increase in ϕ into two steps: (i) the effect of increasing ϕ while decreasing r to leave ϕr constant and (ii) the effect of restoring r to its original value. For step (i), equation (21) implies that $\{p, \lambda^M, A^M\} = \left\{\frac{p^*}{\phi}, \lambda^{M*}, \phi A^{M*}\right\}$ is an equilibrium for any ϕ . Furthermore, equation (15) implies that each entrepreneur's proportional increase in $\max\{A^M, A\}$ is exactly offset by a proportional decrease in virtual wealth and $\frac{K'}{K}$ does not change with ϕ . Step (ii) consists of increasing r , so the results follow from Proposition 5. □

Proof of Proposition 7.

1. Rearranging (20):

$$D(p) = \frac{1}{p} \left[\beta [\lambda p + (1 - \lambda) r] - \frac{\gamma (1 - \beta) (1 - \lambda)}{A^M(p)} \right] F(A^M(p))$$

Condition (24) ensures that

$$D(p) < \beta \lambda F(A^M(p))$$

for any p . Since the supply of lemons from Buyers is $\lambda F(A^M(p)) > D(p)$, there is no price that equalizes supply and demand, which implies $p^* = 0$.

2. First note that $A^M(p)$ is bounded because (i) it is continuous in p , (ii) $\lim_{p \rightarrow \infty} A^M(p) = 0$ and (iii) using l'Hôpital's Rule

$$\lim_{p \rightarrow 0} A^M(p) = \lim_{p \rightarrow 0} \frac{f\left(\frac{\gamma}{p}\right) \gamma^2 (1 - \lambda)}{p^2 \lambda}$$

which must be equal to zero for A to have a finite mean.

Since $A^M(p)$ is bounded, condition (24) is met for sufficiently low r , which proves the result for coconut-productivity shocks. Also because $A^M(p)$ is bounded, then

$$A^M(p, \phi) = \frac{\gamma}{p} \frac{(1 - \lambda) \left(1 - F\left(\frac{\gamma}{p\phi}\right)\right)}{\lambda + (1 - \lambda) \left(1 - F\left(\frac{\gamma}{p\phi}\right)\right)}$$

converges uniformly to zero as $\phi \rightarrow 0$, so a sufficiently large project-productivity shock also ensures that condition (24) is met. □

Proof of Proposition 8. For given prices, equation (18) implies that λ^{M*} is increasing in λ . In addition, $D(p) - S(p)$ is decreasing in λ , so p must fall to restore market clearing. By (18), this reinforces the increase in λ^{M*} . □

Proof of Proposition 9. The effect of r on each of the endogenous variables in the asymmetric information economy can be decomposed into the effect it has in the fixed-wedge symmetric information economy plus the effect of the change in the implicit τ . By part 3 of Proposition 5, the implicit τ is decreasing in r . The inequalities then follow from Lemma 5. □

Proof of Lemma 6. Assume w.l.o.g. that $s = G$ and drop the l subscript for clarity.

1.

$$\begin{aligned} \hat{\lambda}_G &= \Pr[Lemon|G] \\ &= \Pr[G|Lemon] \frac{\lambda}{\Pr[G]} \\ &= \int \Pr[G|Lemon, \mu] dB(\mu) \frac{\lambda}{\int \Pr[G|\mu] dB(\mu)} \\ &= \int (1 - \mu) dB(\mu) \frac{\lambda}{\int [\lambda(1 - \mu) + (1 - \lambda)\mu] dB(\mu)} \\ &= \frac{\lambda(1 - \hat{\mu})}{\lambda(1 - \hat{\mu}) + (1 - \lambda)\hat{\mu}} \end{aligned}$$

2.

$$\begin{aligned}
\mathbb{E} [\lambda_G^M(p_G, \mu)] &= \Pr [Lemon|G, Sold] \\
&= \frac{\Pr [Sold|Lemon, G] \Pr [Lemon|G]}{\Pr [Sold|G]} \\
&= \frac{\hat{\lambda}_G}{\hat{\lambda}_G + (1 - \hat{\lambda}_G) \left(1 - F\left(\frac{\gamma}{p_G}\right)\right)}
\end{aligned}$$

Therefore, using part 1,

$$\begin{aligned}
\mathbb{E} [A_G^M(p_G, \mu)] &= \frac{\gamma}{p_G} (1 - \mathbb{E} [\lambda_G^M(p_G, \mu)]) \\
&= A_G^M(p_G, \hat{\mu})
\end{aligned}$$

□

Proof of Lemma 7. First note that $ED(p, A^*)$ is continuous in both arguments. Furthermore, since $A_{l,s}^M(p_{l,s}, \hat{\mu}_l)$ is continuous in $\hat{\mu}_l$ and H is continuous, then $p_{l,s}(A^*)$ can only be discontinuous on a zero-measure set. Therefore $ED(p(A^*), A^*)$ is continuous.

Next, note that, given that $A_{l,s}^M(p_{l,s}, \hat{\mu}_l)$ is continuous and $\lim_{p_{l,s} \rightarrow \infty} A_{l,s}^M(p_{l,s}) = 0$, it follows from the definition that $p_{l,s}(A^*)$ is decreasing. Therefore, given that $ED(p, A^*)$ is increasing in A^* and decreasing in $p_{l,s}$, $ED(p(A^*), A^*)$ is monotonically increasing.

Finally, note that for sufficiently low A^* , $p_{l,s}(A^*)$ is arbitrarily large for all l, s , so $ED(A^*) \equiv ED(p(A^*), A^*)$ is necessarily negative. For sufficiently high A^* , $p_{l,s}(A^*) = 0$, so $ED(A^*)$ is necessarily positive. Given that $ED(p(A^*), A^*)$ is continuous and monotonically increasing, it must intersect zero exactly once. □

Proof of Lemma 8. An equilibrium must satisfy equations (30) and (31). Conjecture that $p(X, \mu)$ does not depend on μ . If so, the beliefs that are required to define $\hat{\mu}$ in equation (30) must be the beliefs entrepreneurs had at the beginning of the period since prices do not reveal information. It remains to show that, when prices are defined by $p(A^*)$, the value of A^* that ensures market-clearing does not depend on realized μ . The market clearing condition (31) can be rewritten as

$$ED(p(A^*), A^*, \mu) = K \left[\int_0^1 \mu_l \varphi_l(A^*) dl + \kappa(A^*) \right] = 0$$

where

$$\begin{aligned}\varphi_l(A^*) &\equiv \beta\lambda(p_{l,B}(A^*) - p_{l,G}(A^*))F(A^*) \\ &\quad + p_{l,B}(A^*) \left[\lambda - (1-\lambda) \left(1 - F\left(\frac{\gamma}{p_{l,B}(A^*)}\right) \right) \right] \\ &\quad - p_{l,G}(A^*) \left[\lambda - (1-\lambda) \left(1 - F\left(\frac{\gamma}{p_{l,G}(A^*)}\right) \right) \right]\end{aligned}$$

and

$$\begin{aligned}\kappa(A^*) &= \left[\beta \left[\lambda \int_0^1 p_{l,G}(A^*) dl + (1-\lambda)r \right] - (1-\beta)(1-\lambda) \frac{\gamma}{A^*} \right] F(A^*) \\ &\quad + \int_0^1 \left[p_{l,B}(A^*) (1-\lambda) \left(1 - F\left(\frac{\gamma}{p_{l,B}(A^*)}\right) \right) + \lambda p_{l,G}(A^*) \right] dl\end{aligned}$$

Since the values of μ_l are independent draws from $B_l(\mu_l)$ and φ_l is bounded, then by the law of large numbers $ED(p(A^*), A^*, \mu)$ is a constant and therefore so is the value of A^* that ensures market clearing. \square

Proof of Lemma 9.

$$\begin{aligned}H'(m) &\equiv \int \mathbb{I}[\hat{\mu}_{l,t+1} \leq m] dl \\ &= \int \mathbb{I}\left[b_{l,t+1} \leq \frac{m - (1-\bar{\mu})}{2\bar{\mu} - 1}\right] dl\end{aligned}$$

$b_{l,t+1}$ is a function of the random variables μ_l , N_l and n_l . The distributions of μ_l , N_l and n_l are a function of the state (up to a reordering of the indices) and the realizations are independent across l . The result then follows from the law of large numbers. \square

Proof of Proposition 10.

1. $ED(p, A^*)$ is decreasing in p and increasing in A^* , so for any given level of capital, an economy where some prices are positive must have higher A^* than one where all markets shut down. From the entrepreneur's problem, k' is given by:

$$k'(k, A, X) = k \left[\int \left(\begin{array}{c} \lambda [\mu_l p_{l,B} + (1-\mu_l) p_{l,G}] \max\{A, A^*\} \\ + (1-\lambda)r \max\{A, A^*\} \\ + (1-\lambda)\mu_l \max\{\gamma, p_{l,G} \max\{A, A^*\}\} \\ + (1-\lambda)(1-\mu_l) \max\{\gamma, p_{l,B} \max\{A, A^*\}\} \end{array} \right) dl \right]$$

which is increasing in both p and A^* . Hence every entrepreneur in an economy where some submarkets are open will accumulate more capital than if all submarkets are closed,

and therefore the steady state level of capital must be higher.

2. Note first that, by equation (31), excess demand is increasing in r and therefore A^* is increasing in K . This means that if ε_0 is the minimum value of $|\hat{\mu}_{l,n} - \frac{1}{2}|$ needed for there to be any trade when $K = K_{ss}^0$, then a value higher than ε_0 is needed when $K > K_{ss}^0$.

Since $\sigma > 0$, in steady state no signal in the economy is perfectly informative and there is some residual informational asymmetry in all submarkets. This implies that, by the same reasoning used in the proof of Lemma 7, a sufficiently large negative productivity shock lasting n periods will lead all submarkets to shut down for n periods. Suppose $\omega_K = 0$, so there is no learning while markets shut down. Equation (34) implies that n periods after the shock: for any submarket l

$$\begin{aligned} b_{l,n} &= \left[b_{l,ss} - \frac{1}{2} \right] (1 - 2\sigma)^n + \frac{1}{2} \\ &\leq \frac{1}{2} (1 - 2\sigma)^{n+1} + \frac{1}{2} \end{aligned}$$

This implies that

$$|\hat{\mu}_{l,n} - \frac{1}{2}| \leq \left(\frac{1}{2} (1 - 2\sigma)^{n+1} \right) [2\bar{\mu} - 1]$$

for all l . Condition $n > \frac{\log(\bar{\mu} - \frac{1}{2}) - \log \varepsilon_0}{-\log(1 - 2\sigma)} - 1$ ensures that $|\hat{\mu}_{l,n} - \frac{1}{2}| < \varepsilon_0$ for all l and condition $n < \frac{\log K_{ss} - \log K_0}{-\log[\gamma(1-\lambda)]}$ ensures that $K_{t+n} > K_0$. Jointly, this ensures that markets do not reopen in period n . If $\omega_K = 0$, this means that they will never reopen and Y^1 will converge to Y_{ss}^0 . For $\omega_K > 0$ small enough, the result holds because H' is continuous in ω_K and K' is continuous in H . proportion of submarkets for all $m \leq T'$. Since K' is continuous in H , the result follows. □

References

- Akerlof, G. A.: 1970, The market for “lemons”: Quality uncertainty and the market mechanism, *The Quarterly Journal of Economics* **84**(3), 488–500.
- Arnold, L. G.: 2005, On the possibility of credit rationing in the stiglitz-weiss model. University of Regensburg Discussion Papers in Economics, No. 403.
- Bernanke, B. and Gertler, M.: 1989, Agency costs, net worth, and business fluctuations, *American Economic Review* **79**(1), 14–31.

- Bernanke, B. S., Gertler, M. and Gilchrist, S.: 1999, The financial accelerator in a quantitative business cycle framework, *in* J. B. Taylor and M. Woodford (eds), *Handbook of Macroeconomics*, Vol. 1 of *Handbook of Macroeconomics*, Elsevier, chapter 21, pp. 1341–1393.
- Bolton, P., Santos, T. and Scheinkman, J. A.: 2009, Outside and inside liquidity, *NBER Working Papers 14867*, National Bureau of Economic Research, Inc.
- Carlstrom, C. T. and Fuerst, T. S.: 1997, Agency costs, net worth, and business fluctuations: A computable general equilibrium analysis, *The American Economic Review* **87**(5), 893–910.
- Cecchetti, S. G., Kohler, M. and Upper, C.: 2009, Financial crises and economic activity, *NBER Working Papers 15379*, National Bureau of Economic Research, Inc.
- Cerra, V. and Saxena, S. C.: 2008, Growth dynamics: The myth of economic recovery, *The American Economic Review* **98**, 439–457(19).
- Chari, V. V., Kehoe, P. J. and McGrattan, E. R.: 2007, Business cycle accounting, *Econometrica* **75**(3), 781–836.
- Choe, H., Masulis, R. W. and Nanda, V. K.: 1993, Common Stock Offerings Across the Business Cycle: Theory and Evidence, *Journal of Empirical Finance* **1**(1), 3–31.
- Claessens, S., Kose, M. A. and Terrones, M. E.: 2009, What happens during recessions, crunches and busts?, *Economic Policy* **24**, 653–700.
- Daley, B. and Green, B.: 2009, Waiting for news in the dynamic market for lemons. mimeo, Stanford University.
- de Meza, D. and Webb, D. C.: 1987, Too much investment: A problem of asymmetric information, *The Quarterly Journal of Economics* **102**(2), 281–92.
- Eisfeldt, A. L.: 2004, Endogenous liquidity in asset markets, *Journal of Finance* **59**(1), 1–30.
- Eisfeldt, A. L. and Rampini, A. A.: 2006, Capital reallocation and liquidity, *Journal of Monetary Economics* **53**(3), 369–399.
- Fisher, J. D. M.: 2006, The dynamic effects of neutral and investment-specific technology shocks., *Journal of Political Economy* **114**(3), 413 – 451.
- Gorton, G. B. and Metrick, A.: 2009, Securitized banking and the run on repo, *NBER Working Papers 15223*, National Bureau of Economic Research, Inc.
- Greenwood, J., Hercowitz, Z. and Krusell, P.: 2000, The role of investment-specific technological change in the business cycle, *European Economic Review* **44**(1), 91 – 115.

- Hart, O. and Moore, J.: 1994, A theory of debt based on the inalienability of human capital, *The Quarterly Journal of Economics* **109**(4), 841–879.
- Hayashi, F. and Prescott, E. C.: 2002, The 1990s in japan: A lost decade, *Review of Economic Dynamics* **5**(1), 206 – 235.
- Holmström, B. and Tirole, J.: 1998, Private and public supply of liquidity, *Journal of Political Economy* **106**(1), 1–40.
- House, C. L.: 2006, Adverse selection and the financial accelerator, *Journal of Monetary Economics* **53**(6), 1117–1134.
- Justiniano, A., Primiceri, G. E. and Tambalotti, A.: 2008a, Investment shocks and business cycles. FRB of Chicago Working Paper No. 2008-12.
- Justiniano, A., Primiceri, G. E. and Tambalotti, A.: 2008b, Investment shocks and the relative price of investment. Working Paper, Northwestern University.
- Kiyotaki, N. and Moore, J.: 1997, Credit cycles, *Journal of Political Economy* **105**(2), 211–48.
- Kiyotaki, N. and Moore, J.: 2003, Inside money and liquidity, *ESE Discussion Papers 115*, Edinburgh School of Economics, University of Edinburgh.
- Kiyotaki, N. and Moore, J.: 2005, 2002 lawrence r. klein lecture liquidity and asset prices, *International Economic Review* **46**(2), 317–349.
- Kiyotaki, N. and Moore, J.: 2008, Liquidity, business cycles and monetary policy. mimeo, Princeton University.
- Kurlat, P.: 2009, The market for lemonade. mimeo, MIT.
- Malherbe, F.: 2009, Self-fulfilling liquidity dry-ups. mimeo, ECARES.
- Mankiw, N. G.: 1986, The allocation of credit and financial collapse, *The Quarterly Journal of Economics* **101**(3), 455–70.
- Myers, S. C. and Majluf, N. S.: 1984, Corporate financing and investment decisions when firms have information that investors do not have, *Journal of Financial Economics* **13**(2), 187 – 221.
- Ordoñez, G. L.: 2009, Larger crises, slower recoveries: the asymmetric effects of financial frictions, *Technical report*.

- Riley, J. G.: 1987, Credit rationing: A further remark, *American Economic Review* **77**(1), 224–27.
- Stiglitz, J. E. and Weiss, A.: 1981, Credit rationing in markets with imperfect information, *American Economic Review* **71**(3), 393–410.
- van Nieuwerburgh, S. and Veldkamp, L.: 2006, Learning asymmetries in real business cycles, *Journal of Monetary Economics* **53**(4), 753–772.
- Veldkamp, L. L.: 2005, Slow boom, sudden crash, *Journal of Economic Theory* **124**(2), 230–257.